



Air Conditioners

# Technical Data

Floor Standing Unit



[www.daikin.eu](http://www.daikin.eu)

FVXS-F



Air Conditioners

# Technical Data

Floor Standing Unit



[www.daikin.eu](http://www.daikin.eu)

FVXS-F

# TABLE OF CONTENTS

## FVXS-FV1B

1	Features .....	2
2	Specifications .....	3
	For indoor units only .....	3
	Technical Specifications .....	3
	Electrical Specifications .....	4
3	Dimensional drawing & centre of gravity .....	5
	Dimensional drawing .....	5
	Centre of gravity .....	6
4	Piping diagram .....	7
5	Wiring diagram .....	8
	Wiring diagram .....	8
6	Sound data .....	9
	Sound pressure spectrum .....	9

# 1 Features

- Stylish design
- Flat front panel: its stylish appearance blends easily within any interior décor and is more easy to clean.
- Titanium apatite photocatalytic air purification filter
- Can be installed against a wall or recessed
- Dual air discharge flow for better air distribution
- ECONO mode decreases power consumption so that other appliances that need large power supply can be used
- Lightweight but sturdy design



				optional				5 steps
	standard						Titanium apatite photocatalytic air purification filter	

## 2 Specifications

2-1 For indoor units only			FVXS25FV1B	FVXS35FV1B	FVXS50FV1B
Nominal input (Indoor only)	Cooling	kW	0.015	0.015	0.027
	Heating	kW	0.017		

2-2 Technical Specifications				FVXS25FV1B	FVXS35FV1B	FVXS50FV1B
Casing	Colour			White		
Dimensions	Packing	Height	mm	696	696	696
		Width	mm	786	786	786
		Depth	mm	286	286	286
	Unit	Height	mm	600	600	600
		Width	mm	700	700	700
		Depth	mm	210	210	210
Weight	Unit	kg	14	14	14	
	Packed Unit	kg	18	18	18	
Heat Exchanger	Dimensions	Length	mm	510	510	510
		Nr of Rows		2	2	2
		Fin Pitch	mm	1.2	1.2	1.2
		Nr of Stages		22	22	22
	Tube type		ø6.35 Hi-XU			
	Fin	Type		Multi slit fin		
Fan	Type		Turbo fan			
	Quantity		1	1	1	
Air Flow Rate	Cooling	High	m <sup>3</sup> /min	8.2	8.5	10.7
		Medium	m <sup>3</sup> /min	6.5	6.7	9.2
		Low	m <sup>3</sup> /min	4.8	4.9	7.8
		Silent Operation	m <sup>3</sup> /min	4.1	4.5	6.6
	Heating	High	m <sup>3</sup> /min	8.8		
		Medium	m <sup>3</sup> /min	6.9		
		Low	m <sup>3</sup> /min	5.0		
		Silent Operation	m <sup>3</sup> /min	4.4		
Fan	Motor	Quantity	1	1	1	
		Model	D48D-28			
		Number of steps	5	5	5	
Motor	Speed (cooling)	High	rpm	640	650	800
		Medium	rpm	520	530	700
		Low	rpm	400	410	600
		Silent Operation	rpm	360	380	520
	Speed (heating)	High	rpm	680		
		Medium	rpm	550		
		Low	rpm	420		
		Silent Operation	rpm	380		
Fan	Motor	Output (high)	W	48	48	48
Cooling	Sound Power	High	dBA	54	55	56
		Sound Pressure	High	dBA	38	39
	Sound Pressure	Medium	dBA	32	33	40
		Low	dBA	26	27	36
		Silent Operation	dBA	23	24	32
Heating	Sound Power	High	dBA	54		
		Sound Pressure	High	dBA	38	
	Sound Pressure	Medium	dBA	32		
		Low	dBA	26		
		Silent Operation	dBA	23		
Refrigerant	Type			R-410A		
Piping connections	Liquid (OD)	Diameter (OD)	mm	6.4	6.4	6.4
	Gas	Diameter (OD)	mm	9.5	9.5	12.7
	Drain	Diameter (OD)	mm	20	20	20
	Heat Insulation		Both liquid and gas pipes			
Air Filter	Removable/washable/Mildew proof					
Air direction control	Right, Left, Horizontal, Downward					

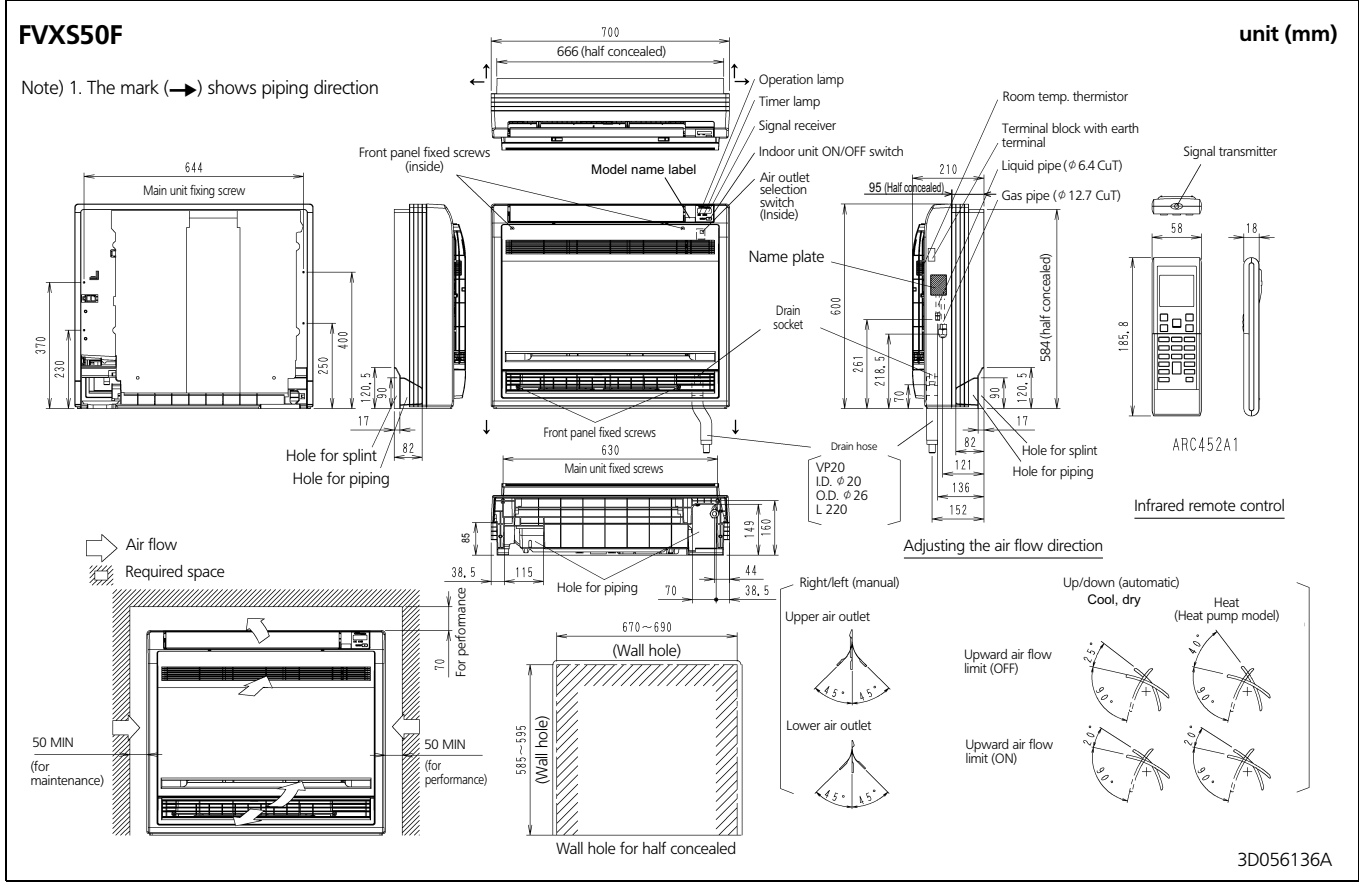
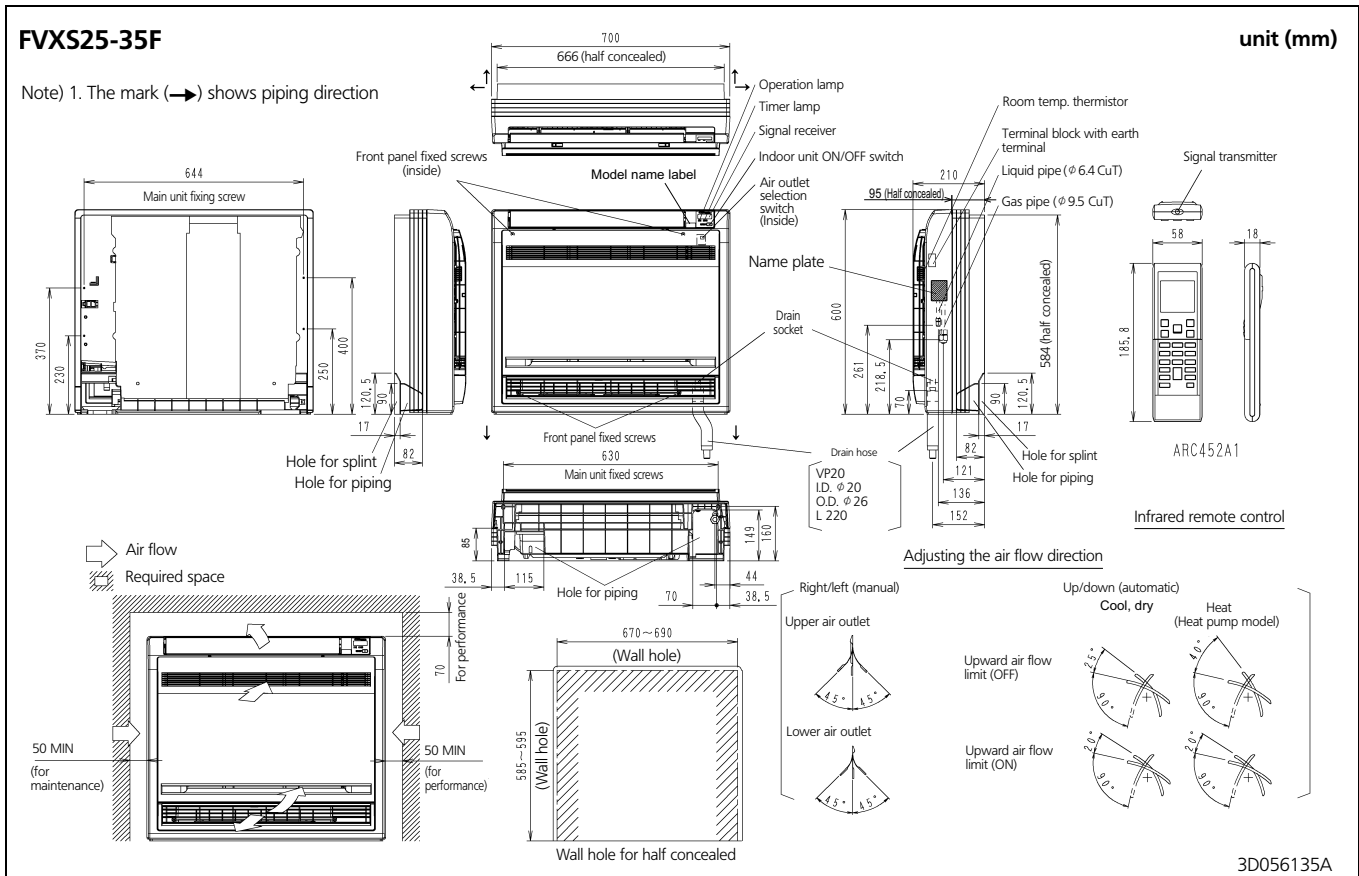
## 2 Specifications

2-2 Technical Specifications				FVXS25FV1B	FVXS35FV1B	FVXS50FV1B
Temperature control				Microcomputer control		
Standard Accessories	Item		Installation manual			
	Quantity		1	1	1	
	Item		Operation manual			
	Quantity		1	1	1	
	Item		Wireless remote control			
	Quantity		1	1	1	
	Item		Batteries			
	Quantity		2	2	2	
	Item		Remote control holder			
	Quantity		1	1	1	
	Item		Drain hose			
	Quantity		1	1	1	
	Item		Air supply filter			
	Quantity		1	1	1	
Item		Thermal insulation tape				
Quantity		2	2	2		

2-3 Electrical Specifications				FVXS25FV1B	FVXS35FV1B	FVXS50FV1B
Power Supply	Name			V1		
	Phase			1	1	1
	Frequency		Hz	50	50	50
	Voltage		V	220-240		
Current	Nominal running current (RLA)	Cooling	A	0.13	0.13	0.17
		Heating	A	0.14		
	Maximum Running Current		A	0.15	0.14	0.18
Wiring connections	For Power Supply	Quantity		3	3	3
		Remark		4 for interunit wiring (including earth wiring)		

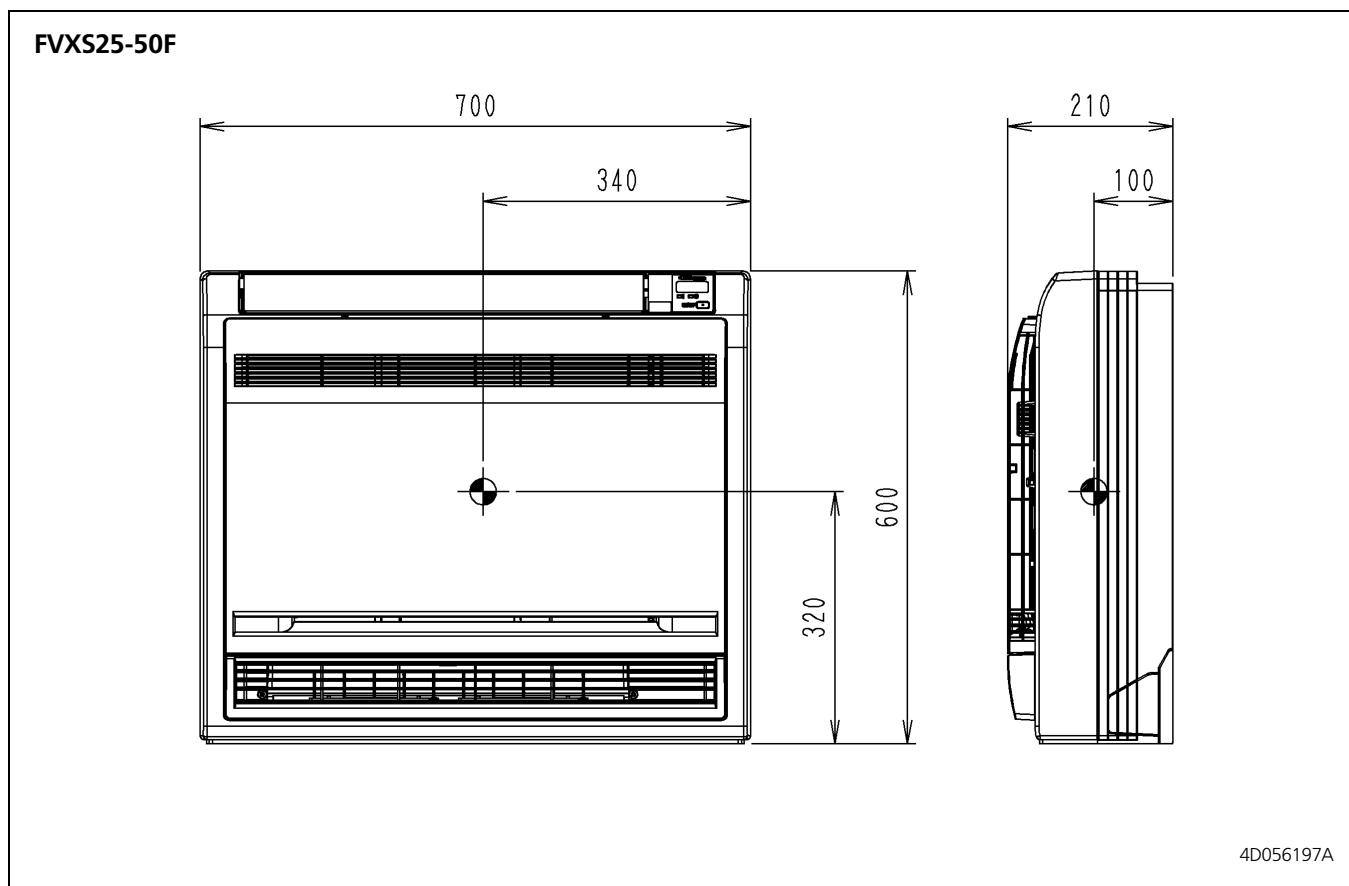
### 3 Dimensional drawing & centre of gravity

#### 3 - 1 Dimensional drawing



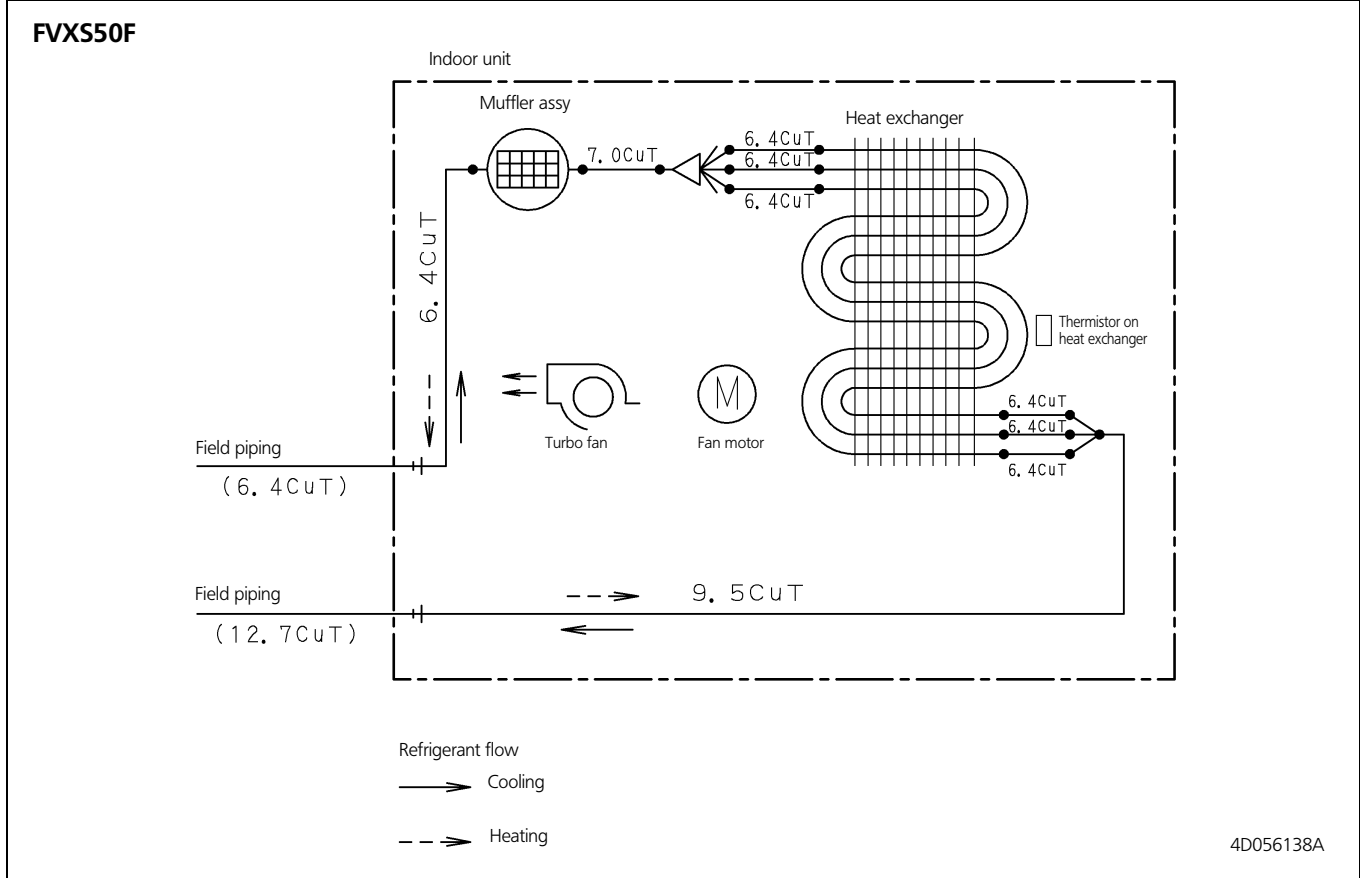
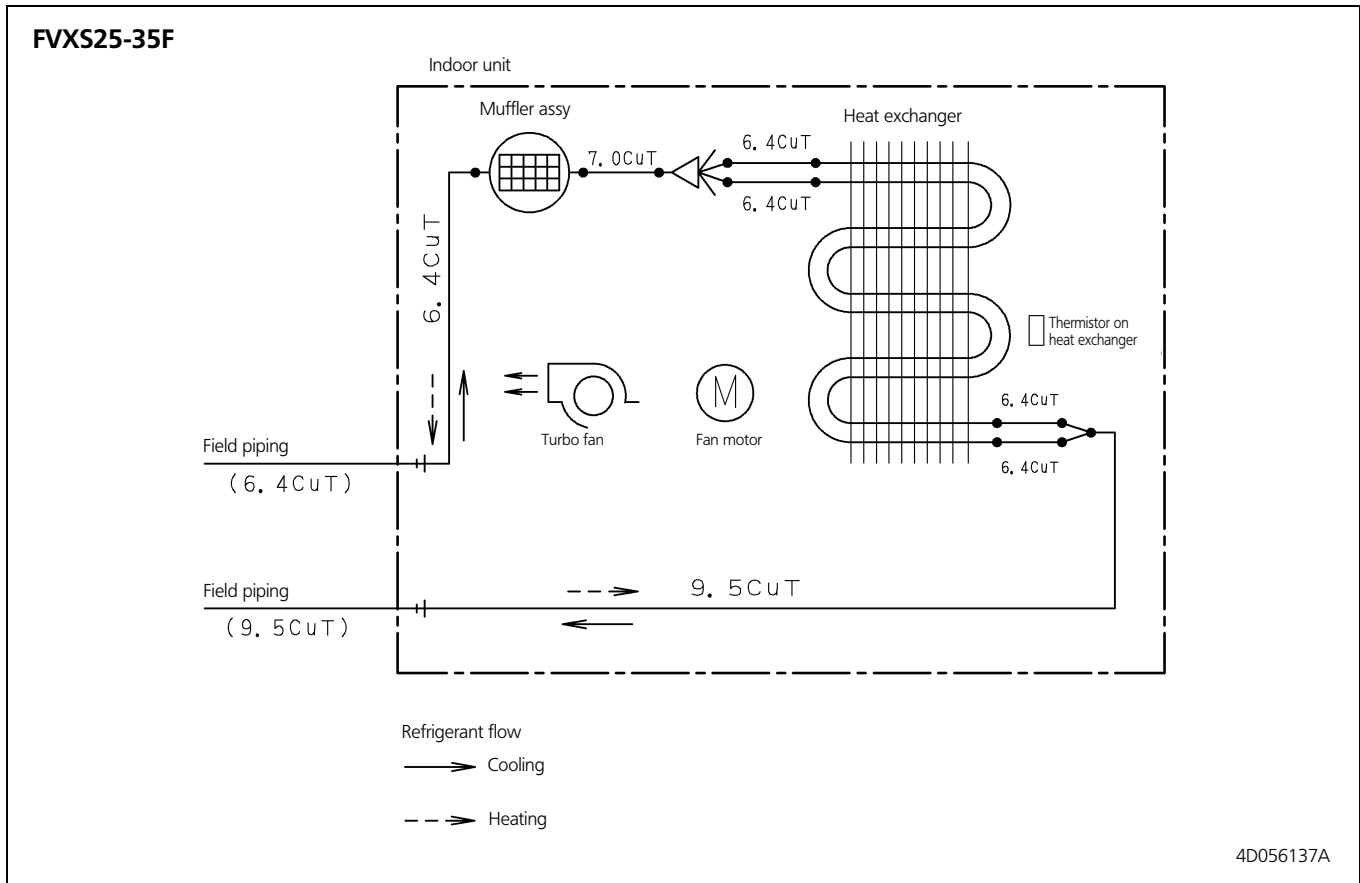
### 3 Dimensional drawing & centre of gravity

#### 3 - 2 Centre of gravity



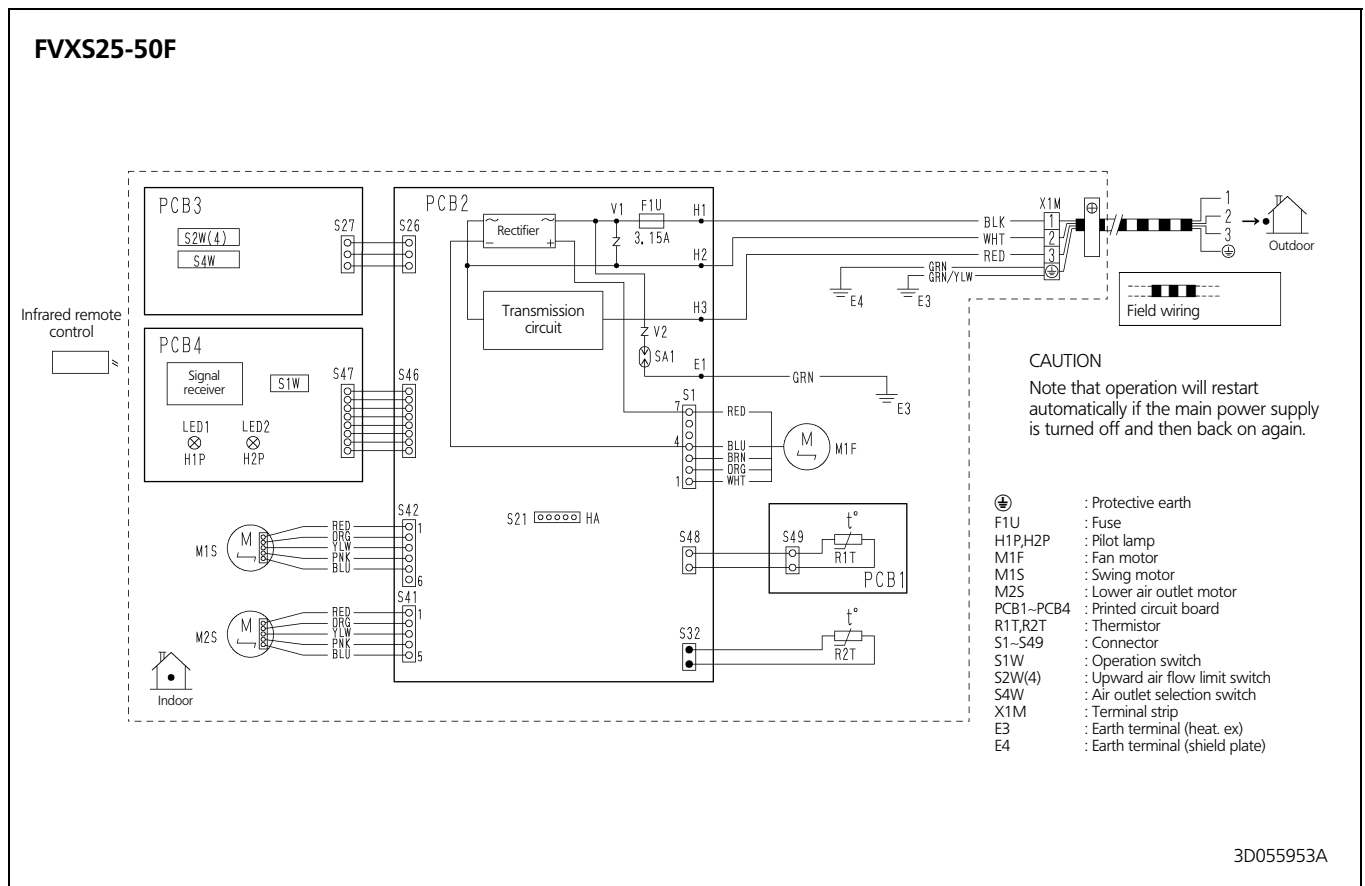


# 4 Piping diagram



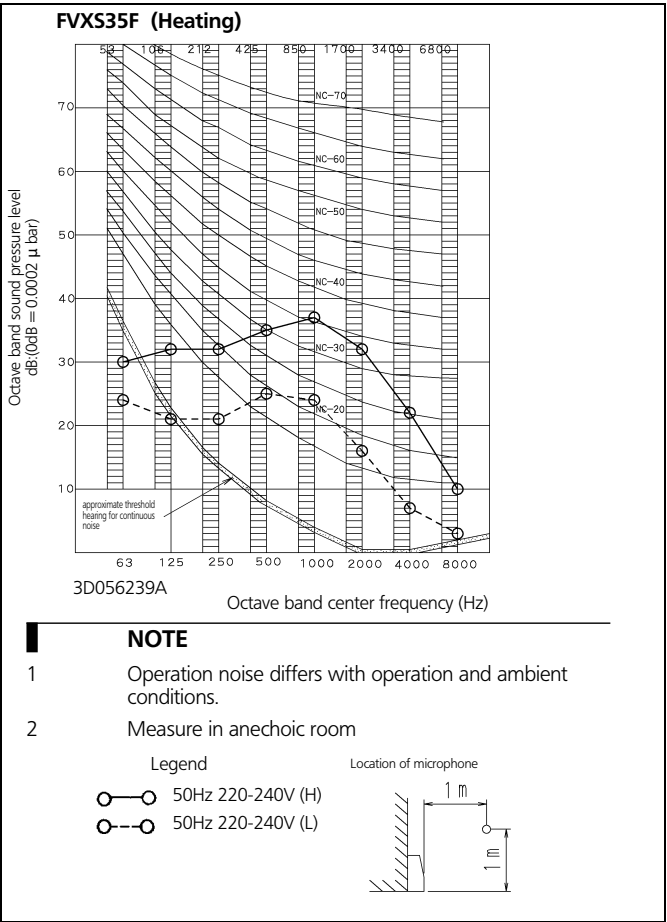
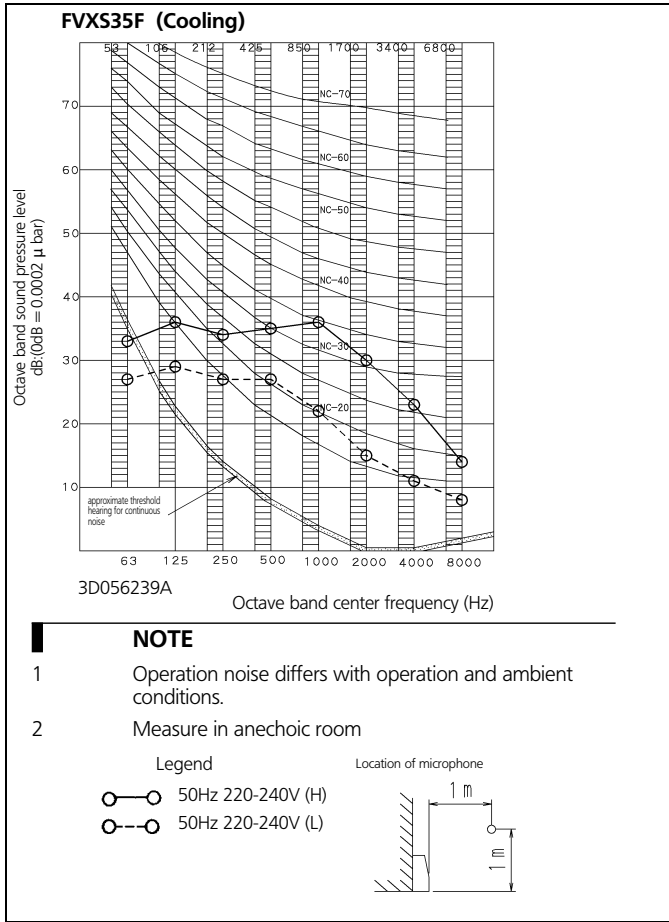
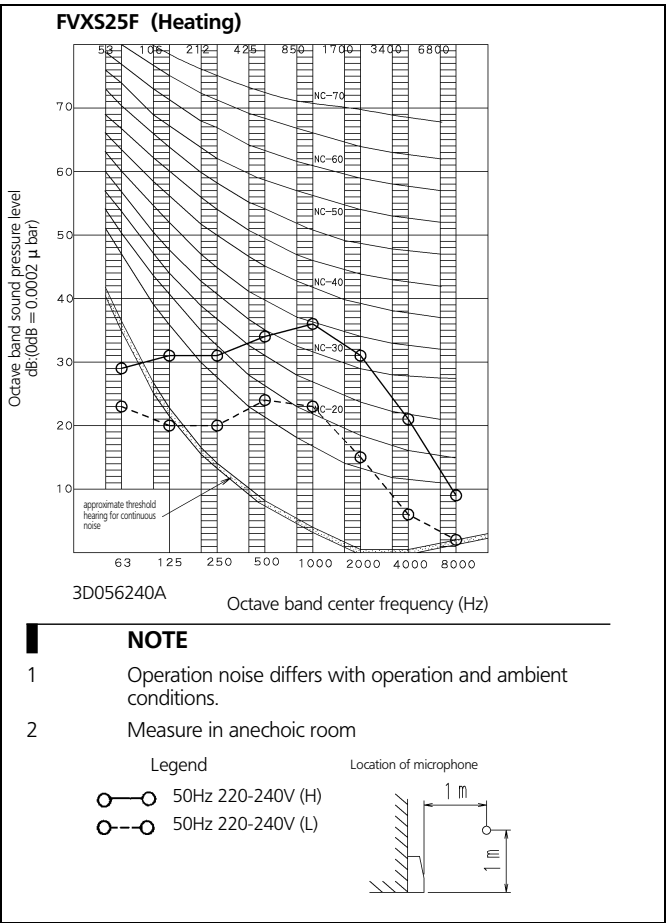
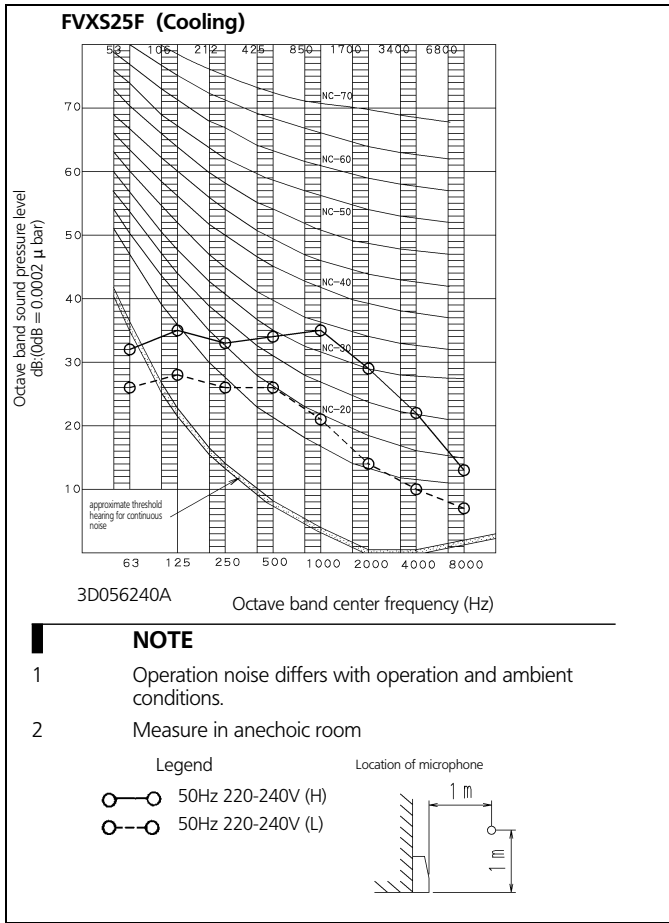
# 5 Wiring diagram

## 5 - 1 Wiring diagram



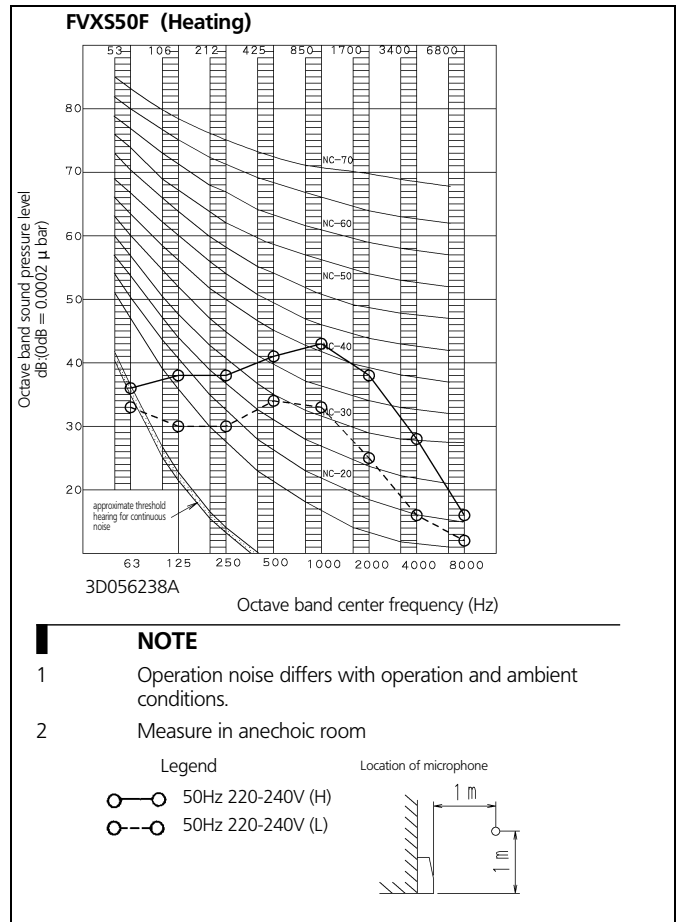
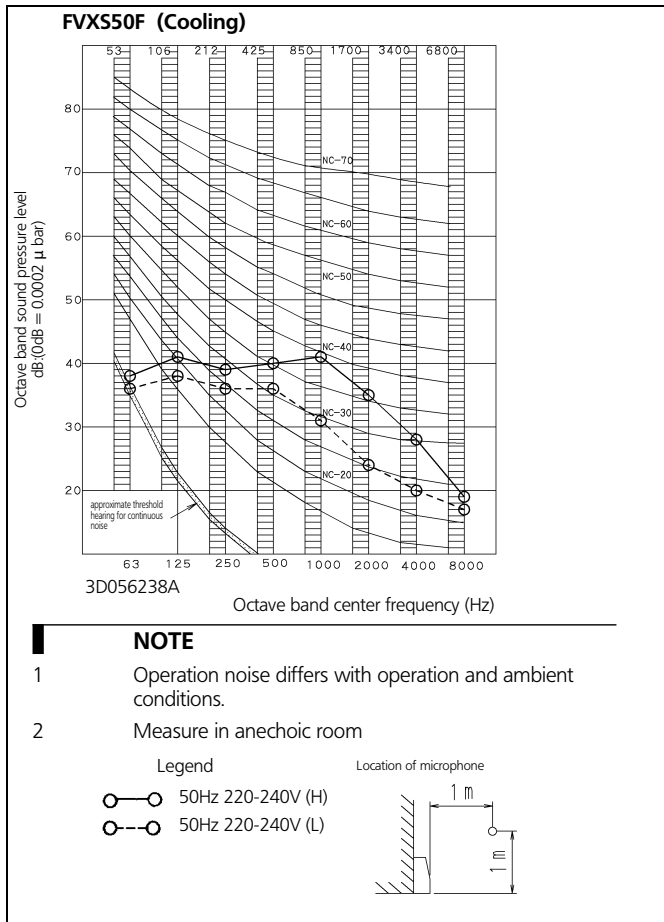
# 6 Sound data

## 6 - 1 Sound pressure spectrum



## 6 Sound data

### 6 - 1 Sound pressure spectrum





Daikin's unique position as a manufacturer of air conditioning equipment, compressors and refrigerants has led to its close involvement in environmental issues. For several years Daikin has had the intention to become a leader in the provision of products that have limited impact on the environment. This challenge demands the eco design and development of a wide range of products and an energy management system, resulting in energy conservation and a reduction of waste.



The present publication is drawn up by way of information only and does not constitute an offer binding upon Daikin Europe N.V. Daikin Europe N.V. has compiled the content of this publication to the best of its knowledge. No express or implied warranty is given for the completeness, accuracy, reliability or fitness for particular purpose of its content and the products and services presented therein. Specifications are subject to change without prior notice. Daikin Europe N.V. explicitly rejects any liability for any direct or indirect damage, in the broadest sense, arising from or related to the use and/or interpretation of this publication. All content is copyrighted by Daikin Europe N.V.

Daikin products are distributed by:



Daikin Europe N.V. is participating in the EUROVENT Certification Programme. Products are as listed in the EUROVENT Directory of Certified Products.