

# technical data

FVQ-B

air conditioning systems

Split  
Sky Air

**R-410A**

# Split - Sky Air

In all of us,  
a green heart



Daikin's unique position as a manufacturer of air conditioning equipment, compressors and refrigerants has led to its close involvement in environmental issues. For several years Daikin has had the intention to become a leader in the provision of products that have limited impact on the environment. This challenge demands the eco design and development of a wide range of products and an energy management system, resulting in energy conservation and a reduction of waste.



Het ISO14001 assures an effective environmental management system in order to help protect human health and the environment from potential impact of our activities, products and services and to assist in maintaining and improving the quality of the environment.



Daikin Europe N.V. is approved by LRQA for its Quality Management System in accordance with the ISO9001 standard. ISO9001 pertains to quality assurance regarding design, development, manufacturing as well as to services related to the product.




Daikin units comply with the European regulations that guarantee the safety of the product.




Daikin Europe N.V. participates in the Eurovent Certification Programme for Air Conditioners (AC), Liquid Chilling Packages (LCP) and Fan Coil Units (FC); the certified data of certified models are listed in the Eurovent Directory.

"The present publication is drawn up by way of information only and does not constitute an offer binding upon Daikin Europe N.V. Daikin Europe N.V. has compiled the content of this publication to the best of its knowledge. No express or implied warranty is given for the completeness, accuracy, reliability or fitness for particular purpose of its content and the products and services presented therein. Specifications are subject to change without prior notice. Daikin Europe N.V. explicitly rejects any liability for any direct or indirect damage, in the broadest sense, arising from or related to the use and/or interpretation of this publication. All content is copyrighted by Daikin Europe N.V."




## DAIKIN EUROPE N.V.

Naamloze Vennootschap  
Zandvoordestraat 300  
B-8400 Ostend, Belgium  
www.daikin.eu  
BTW: BE 0412 120 336  
RPR Oostende



# technical data



air conditioning systems

Split  
Sky Air

**R-410A**

# TABLE OF CONTENTS

## FVQ-B

1	Features .....	5
2	Specifications .....	6
	For indoor units only .....	6
	Technical Specifications .....	6
3	Safety device settings .....	8
4	Options .....	9
5	Dimensional drawing & centre of gravity .....	10
	Dimensional drawing .....	10
6	Piping diagram .....	11
7	Wiring diagram .....	12
	Wiring diagram .....	12
	External connection diagram .....	13
8	Sound data .....	14
	Sound pressure spectrum .....	14

# 1 Features

- Ideal solution for shops, restaurants or offices without false ceilings
- Very efficient for use in rooms with high ceilings
- Quiet operation: down to 35 dBA sound pressure level (71 class)
- Auto-swing function ensures efficient air and temperature distribution.

1



optional



## 2 Specifications

2-1 FOR INDOOR UNITS ONLY			FVQ71BV1B	FVQ100BV1B	FVQ125BV1B
Nominal input (Indoor only)	Cooling	kW	0.175	0.320	0.365
	Heating	kW	0.175	0.320	0.365

2-2 TECHNICAL SPECIFICATIONS				FVQ71BV1B	FVQ100BV1B	FVQ125BV1B	
Casing	Colour			White			
Dimensions	Packing	Height	mm	1,996			
		Width	mm	732	732	732	
		Depth	mm	509	589	589	
	Unit	Height	mm	1,850			
		Width	mm	600	600	600	
		Depth	mm	270	350	350	
Weight	Unit		kg	39	46	47	
	Packed Unit		kg	77	84	87	
Heat Exchanger	Dimensions	Length	mm	476	476	476	
		Nr of Rows			2	2	2x3
		Fin Pitch	mm	1.75	1.75	2x1.75	
		Nr of Passes			9	11	11
		Face Area	m <sup>2</sup>	0.40	0.44	0.44 (0.22x2)	
		Nr of Stages			40	44	2x22
		Empty Tubeplate Hole					4
	Fin	Type		Cross fin coil (Multi louver fins and Hi-XSS tubes)			
Fan	Type			Sirocco fan			
	Quantity			1	1	1	
Air Flow Rate	Cooling	High	m <sup>3</sup> /min	18	28	32	
		Low	m <sup>3</sup> /min	14	22	25	
	Heating	High	m <sup>3</sup> /min	18	28	32	
		Low	m <sup>3</sup> /min	14	22	25	
Fan	Motor	Quantity		1	1	1	
		Model		QS37A1AM	QS37A2AM	QS37A2AM	
		Number of steps		4	4	4	
		Output (high)	W	39	46	47	
Cooling	Sound Power	High	dBA	54	60	62	
		Low	dBA	48	54	56	
	Sound Pressure	High	dBA	42	48	50	
		Low	dBA	36	42	44	
Heating	Sound Power	High	dBA	54	60	62	
		Low	dBA	48	54	56	
	Sound Pressure	High	dBA	42	48	50	
		Low	dBA	36	42	44	
Refrigerant	Type			R-410A			
Piping connections	Liquid (OD)	Type		Flare connection			
		Diameter (OD)	mm	9.52	9.52	9.52	
	Gas	Type		Flare connection			
		Diameter (OD)	mm	15.9	15.9	15.9	
	Drain	Diameter (OD)	mm	I.D. 20/O.D. 26			
	Heat Insulation			Foamed polystyrene/foamed polyethylene			
Air Filter				Resin net with mold resistance			

## 2 Specifications

2

2-2 TECHNICAL SPECIFICATIONS		FVQ71BV1B	FVQ100BV1B	FVQ125BV1B
Standard Accessories	Item	Operation manual		
		Installation manual		
		Bracket for installation		
		Through hole protecting rubber		
		Bush		
		Insulation for fitting		
		Control panel patch plate		
		Remote control lid		
		Clamps		
		Screws		
		Installation pattern		

### 3 Safety device settings

Safety devices			71	100	125
FVQ~V1B	Fan motor thermal protector	°C	Off: 130±5	Off: 130±5	Off: 130±5

4D013856F



## 4 Options

4

Name of option \ Model name	FVQ71~100~125BV1B
Replacement long-life filter	KAFJ95L160
Set back time clock	BRC15A51
Central remote control ※ 1	DCS302CA51
Unified ON/OFF control ※ 1	DCS301BA51
Schedule timer ※ 1	DST301BA51
Intelligent touch controller ※ 1	DCS601C51
Remote controller for 2 remote control system	BRC1C61
Adapter for wiring ※ 2	KRP1BA57
Group control adaptor ※ 2	KRP4AA52
Interface adapter for Sky Air series	DTA112BA51
Installation box for adaptor PCB	KRP4A95

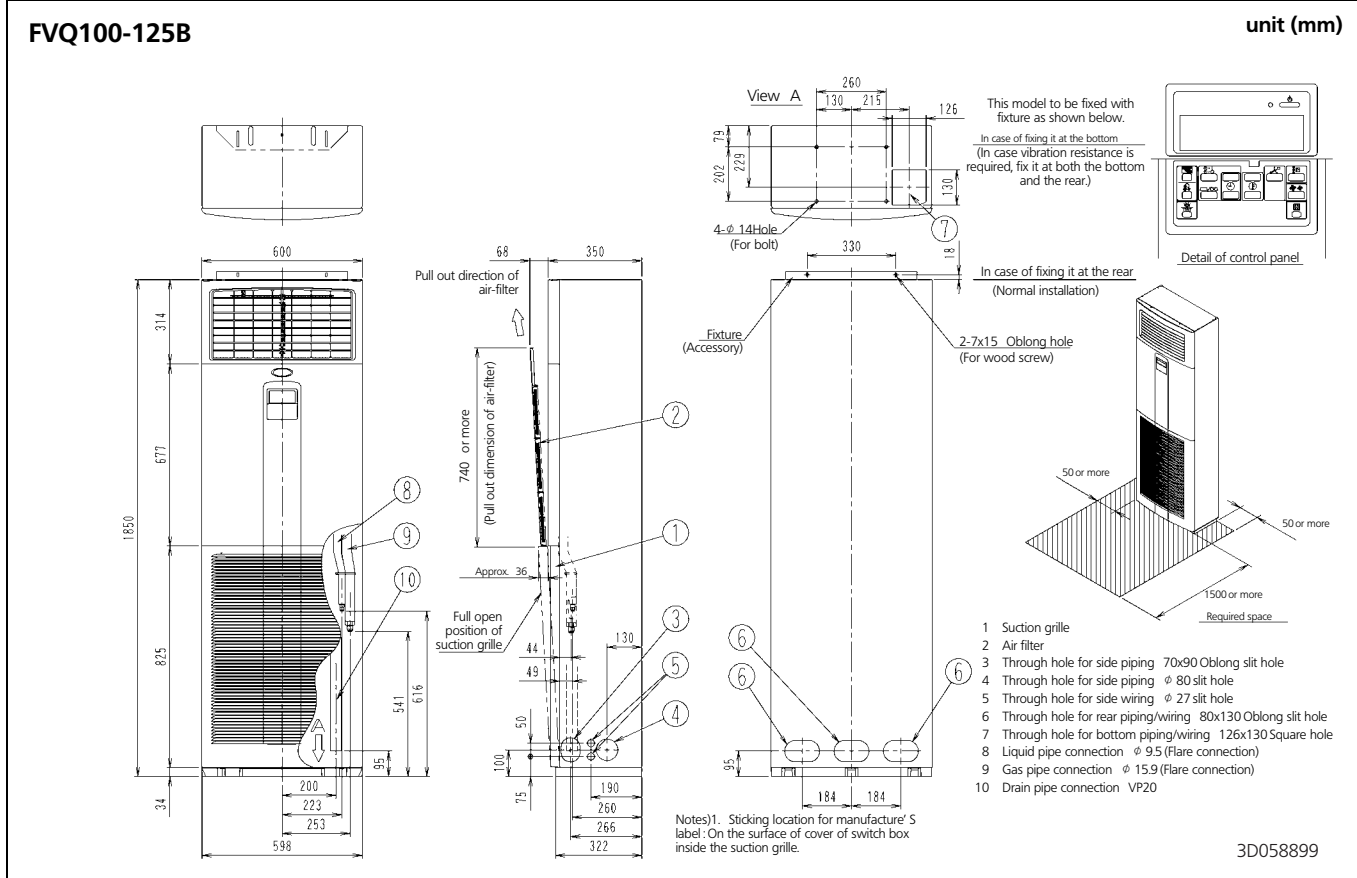
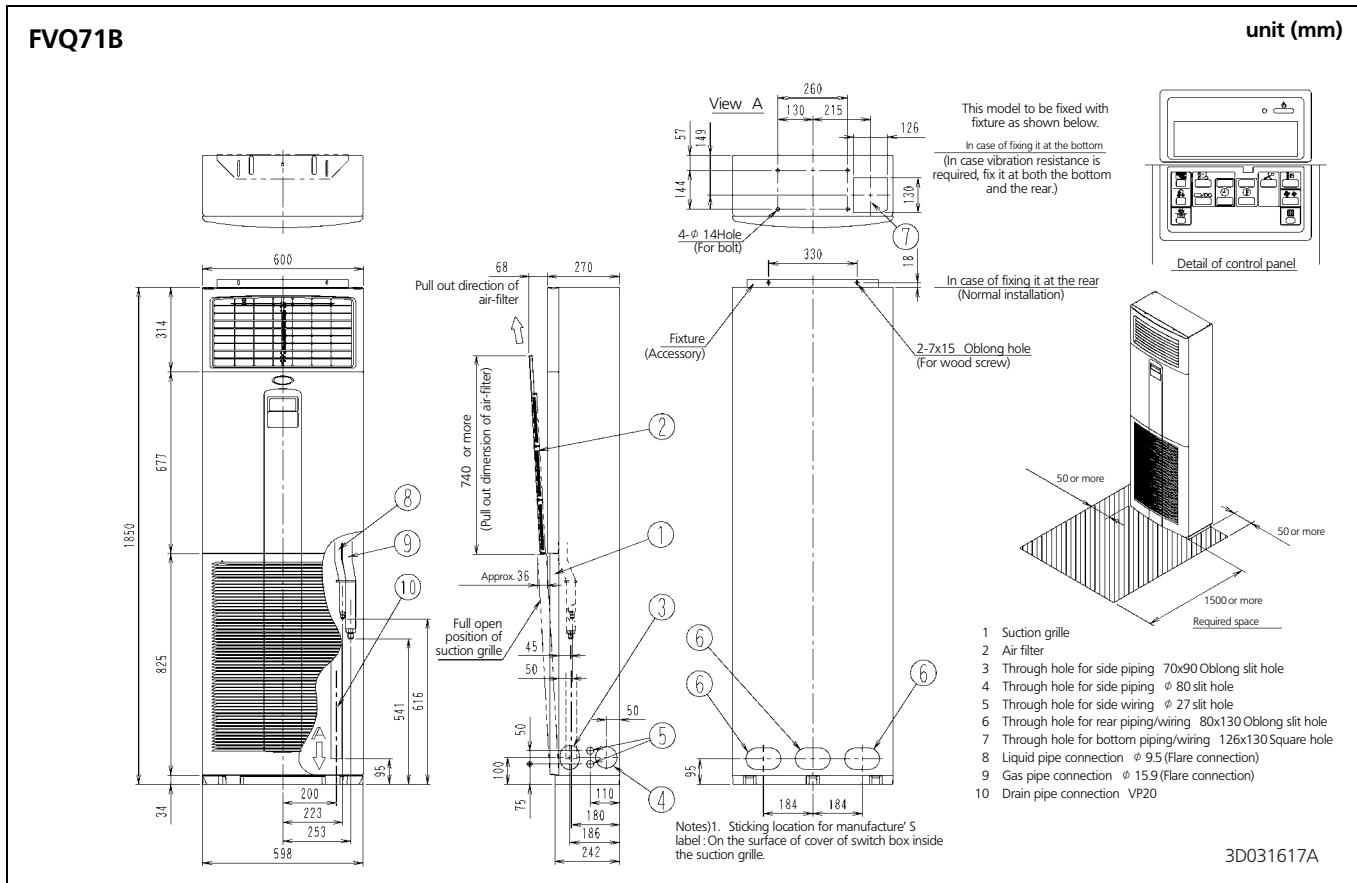
※ 1 Interface adapter for sky air series (DTA112BA51) is necessary.

※ 2 Installation box for adaptor PCB (KRP4A95) is necessary.

4D060354

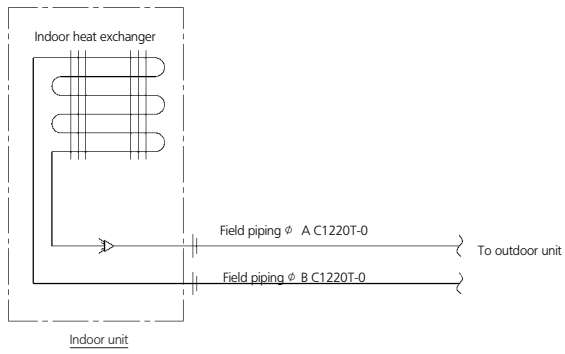
# 5 Dimensional drawing & centre of gravity

## 5 - 1 Dimensional drawing



# 6 Piping diagram

6

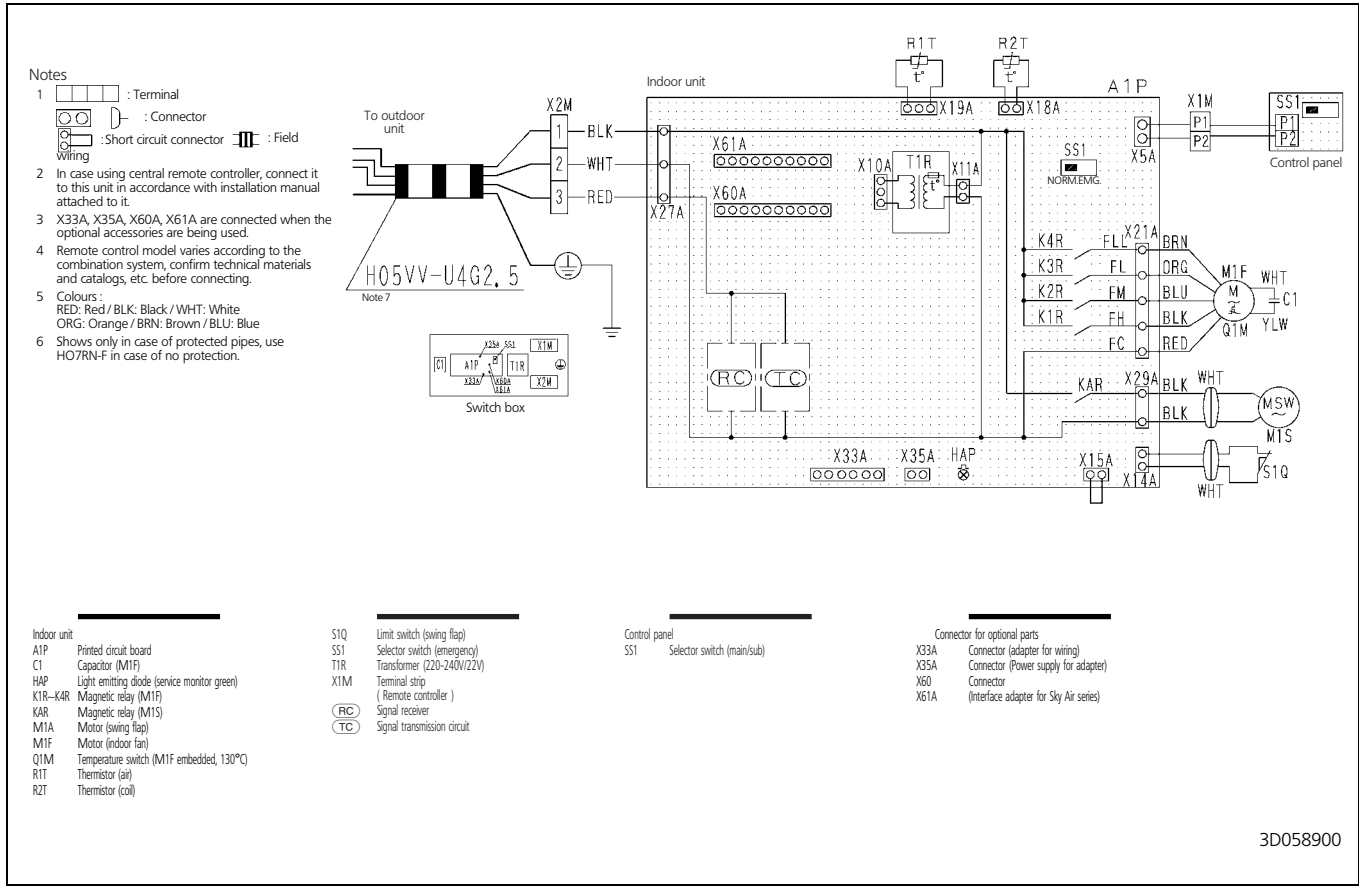


Model	A	B
FVQ71,100,125BV1B	9.5	15.9

4D037995H

# 7 Wiring diagram

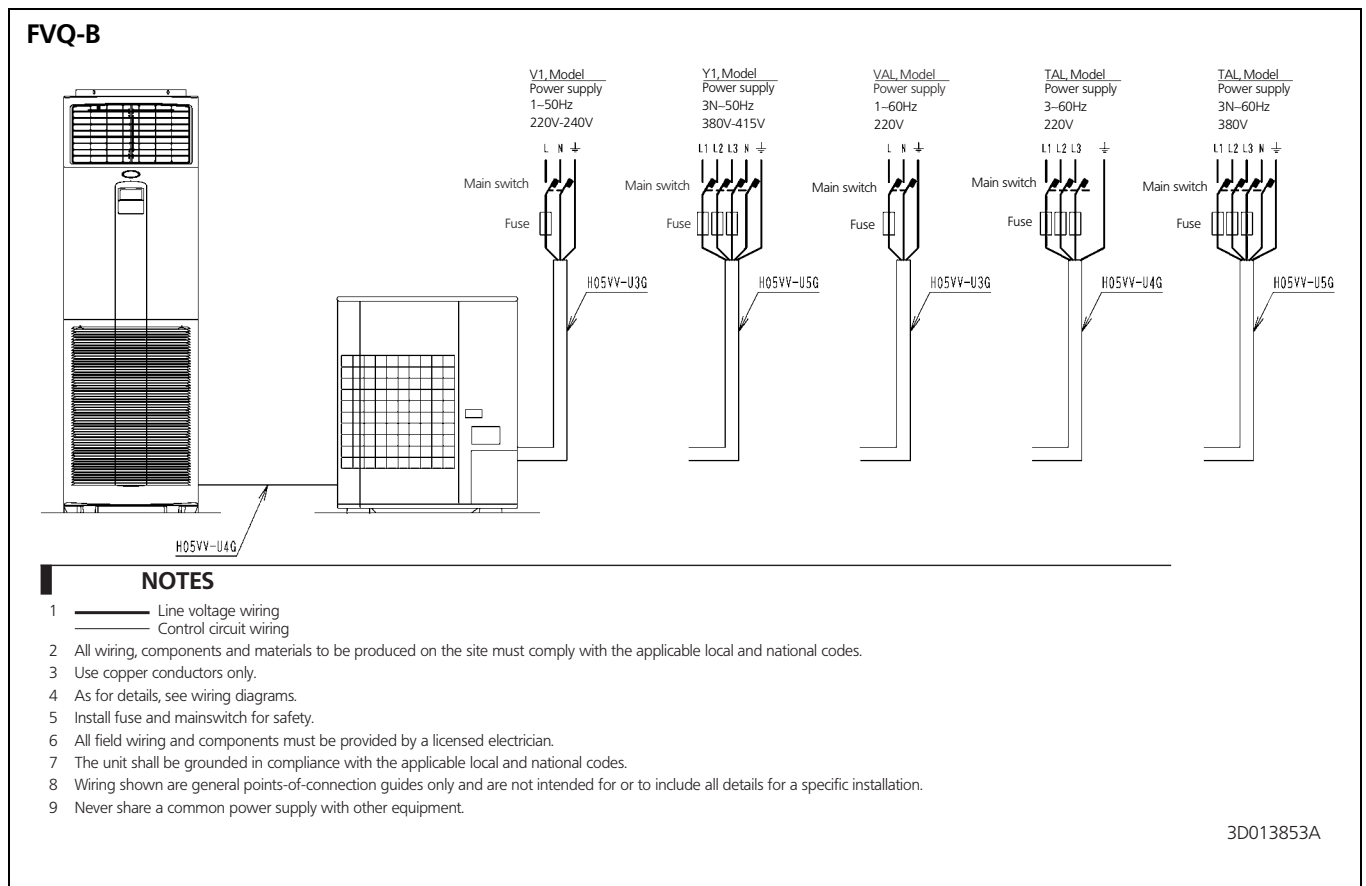
## 7 - 1 Wiring diagram



# 7 Wiring diagram

## 7 - 2 External connection diagram

7



# 8 Sound data

## 8 - 1 Sound pressure spectrum

