



technical data



FTKS-FV1B

R-410A

air conditioning systems

Split Sky Air

TABLE OF CONTENTS

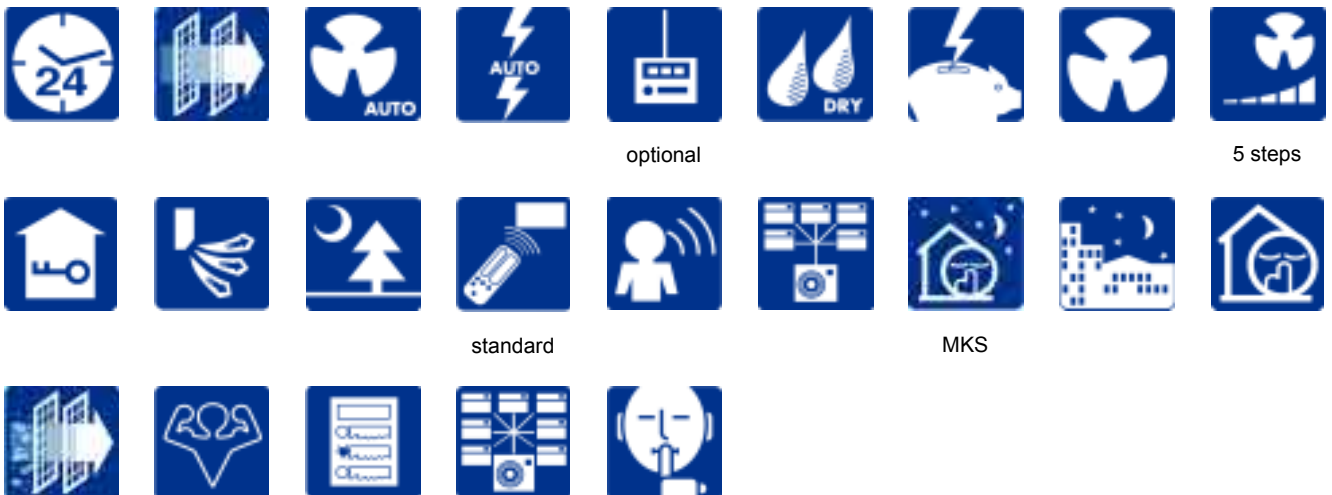
FTKS-FV1B

1	Features	2
2	Specifications	3
	For indoor units only	3
	Technical Specifications	3
	Electrical Specifications	4
3	Dimensional drawing & centre of gravity	5
	Dimensional drawing	5
	Centre of gravity	6
4	Piping diagram	7
5	Wiring diagram	8
	Wiring diagram	8
6	Sound data	9
	Sound pressure spectrum	9

1 Features

- Flat front panel: its stylish appearance blends easily within any interior décor and is more easy to clean.
- Lightweight and compact
- Home leave operation saves energy during absence
- Movement sensor saves power consumption in unoccupied rooms
- Dual air discharge flow for better air distribution
- Titanium apatite photocatalytic air purification filter
- Indoor / outdoor unit silent operation
- Night quiet mode (only in multi application and cooling only mode)

1



2

2 Specifications

2-1 FOR INDOOR UNITS ONLY			FTKS50FV1B	FTKS60FV1B	FTKS71FV1B
Nominal input (Indoor only)	Cooling	kW	0.034	0.04	0.045

2-2 TECHNICAL SPECIFICATIONS				FTKS50FV1B	FTKS60FV1B	FTKS71FV1B	
Casing	Colour			White			
Dimensions	Packing	Height	mm	337	337	337	
		Width	mm	1147	1147	1147	
		Depth	mm	366	366	366	
	Unit	Height	mm	290	290	290	
		Width	mm	1050	1050	1050	
		Depth	mm	238	238	238	
Weight	Unit		kg	12	12	12	
	Packed Unit		kg	17	17	17	
Heat Exchanger	Dimensions	Length	mm	863	863	863	
		Nr of Rows			2	2	2
		Fin Pitch	mm	1.4	1.4	1.4	
		Nr of Stages			16	16	16
	Tube type		Hi-XA (7)				
	Fin	Type		ML fin (Multi louver)			
Fan	Type		Cross flow fan				
	Quantity		1	1	1		
Air Flow Rate	Cooling	High	m ³ /min	14.7	16.2	17.4	
		Medium	m ³ /min	12.4	13.6	14.6	
		Low	m ³ /min	10.3	11.4	11.6	
		Silent Operation	m ³ /min	9.5	10.2	10.6	
Fan	Motor	Quantity		1	1	1	
		Model		ARW30R8P43DA			
		Number of steps		5	5	5	
Motor	Speed (cooling)	High	rpm	1240	1330	1410	
		Medium	rpm	1090	1170	1220	
		Low	rpm	930	1010	1040	
		Silent Operation	rpm	860	920	950	
Fan	Motor	Output (high)	W	43	43	43	
Cooling	Sound Power	Medium	dBA	59	61	62	
	Sound Pressure	High	dBA	43	45	46	
		Medium	dBA	39	41	42	
		Low	dBA	34	36	37	
		Silent Operation	dBA	31	33	34	
Refrigerant	Type			R-410A			
Piping connections	Liquid (OD)	Diameter (OD)	mm	6.4	6.4	6.4	
	Gas	Diameter (OD)	mm	12.7	12.7	15.9	
	Drain	Diameter (OD)	mm	18	18	18	
	Heat Insulation			Both liquid and gas pipes			
Air Filter	Removable/washable/Mildew proof						
Air direction control	Right, Left, Horizontal, Downward						
Temperature control	Microcomputer control						

2 Specifications

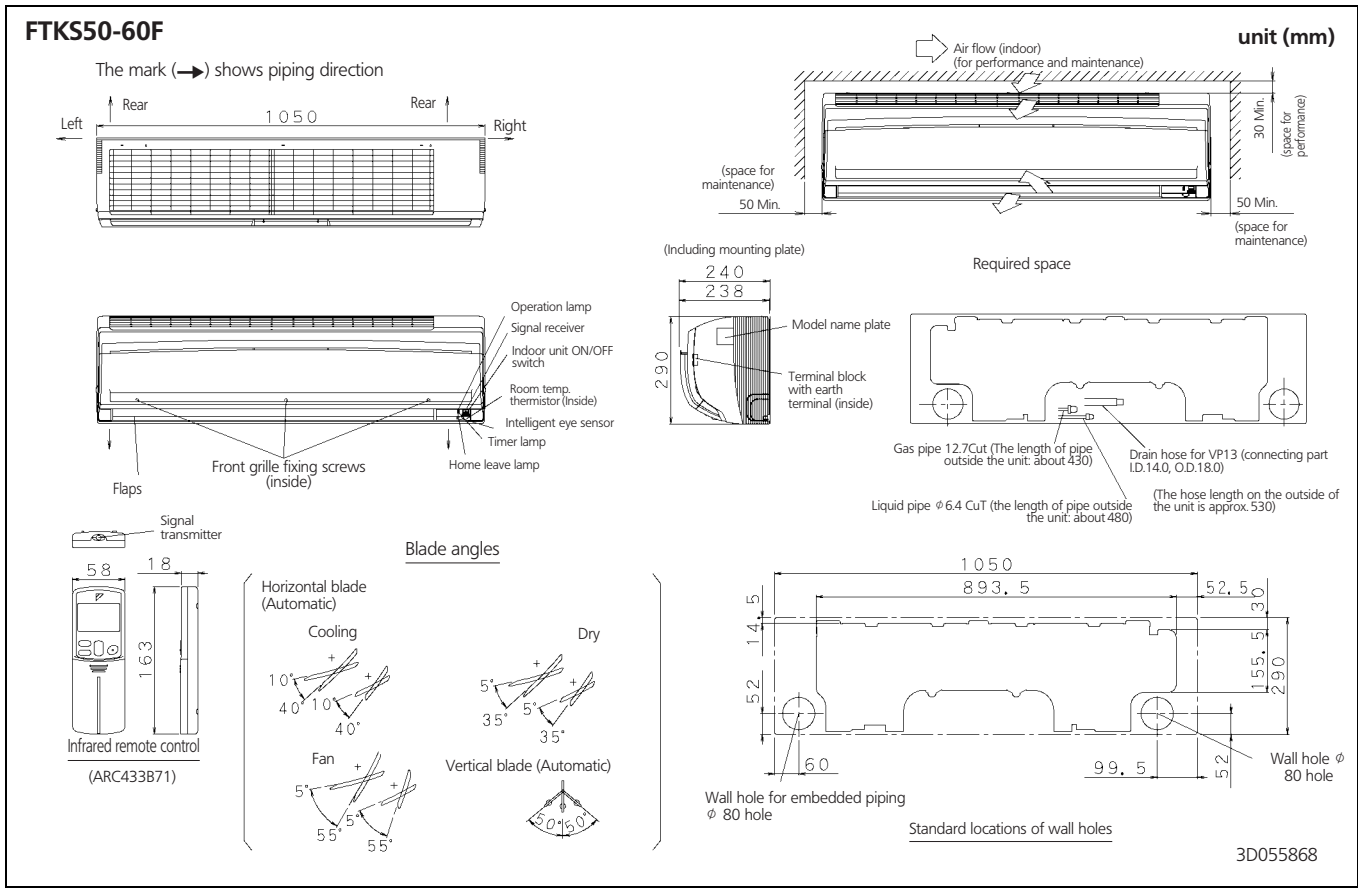
2

2-2 TECHNICAL SPECIFICATIONS			FTKS50FV1B	FTKS60FV1B	FTKS71FV1B
Standard Accessories	Item	Titanium apatite photocatalytic air purification filter			
	Quantity	2	2	2	
	Item	Operation manual			
	Quantity	1	1	1	
	Item	Installation manual			
	Quantity	1	1	1	
	Item	Batteries			
	Quantity	2	2	2	
	Item	Remote control holder			
	Quantity	1	1	1	
	Item	Mounting plate			
	Quantity	1	1	1	
	Item	Indoor unit fixing screws			
	Quantity	2	2	2	
Item	Wireless remote control				
Quantity	1	1	1		

2-3 ELECTRICAL SPECIFICATIONS				FTKS50FV1B	FTKS60FV1B	FTKS71FV1B
Power Supply	Name			V1		
	Phase			1	1	1
	Frequency		Hz	50	50	50
	Voltage		V	220-240		
Current	Nominal running current (RLA)	Cooling	A	0.15	0.18	0.20
	Maximum Running Current		A	0.16	0.19	0.21
Wiring connections	For Power Supply	Quantity		3	3	3
		Remark		4 for interunit wiring (including earth wiring)		

3 Dimensional drawing & centre of gravity

3 - 1 Dimensional drawing

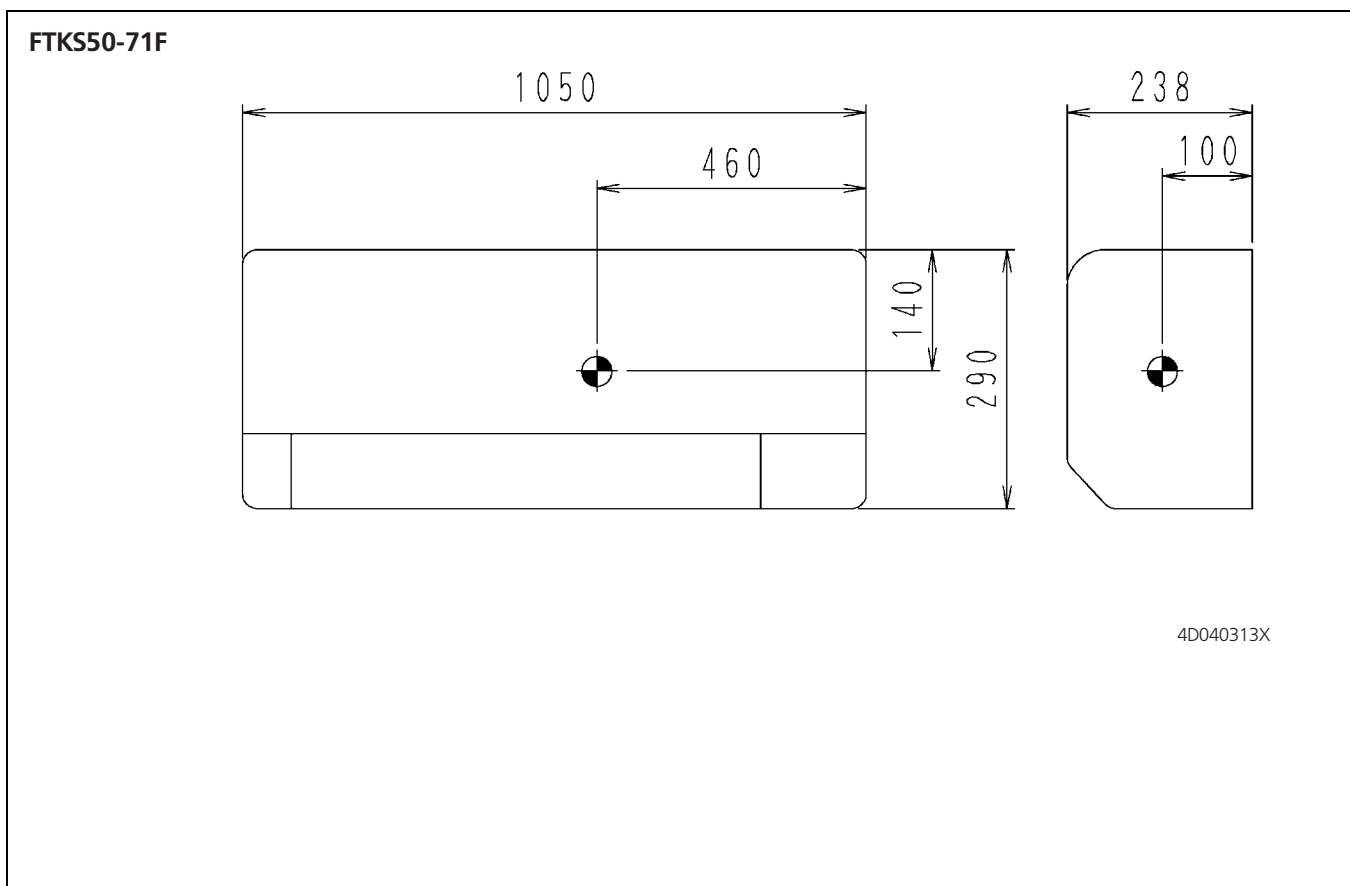


3

3 Dimensional drawing & centre of gravity

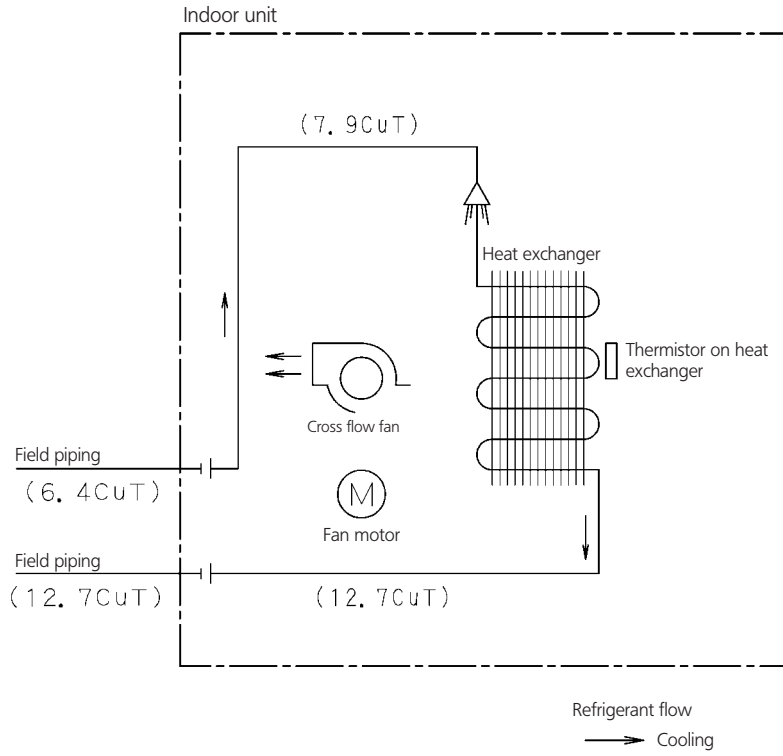
3 - 2 Centre of gravity

3



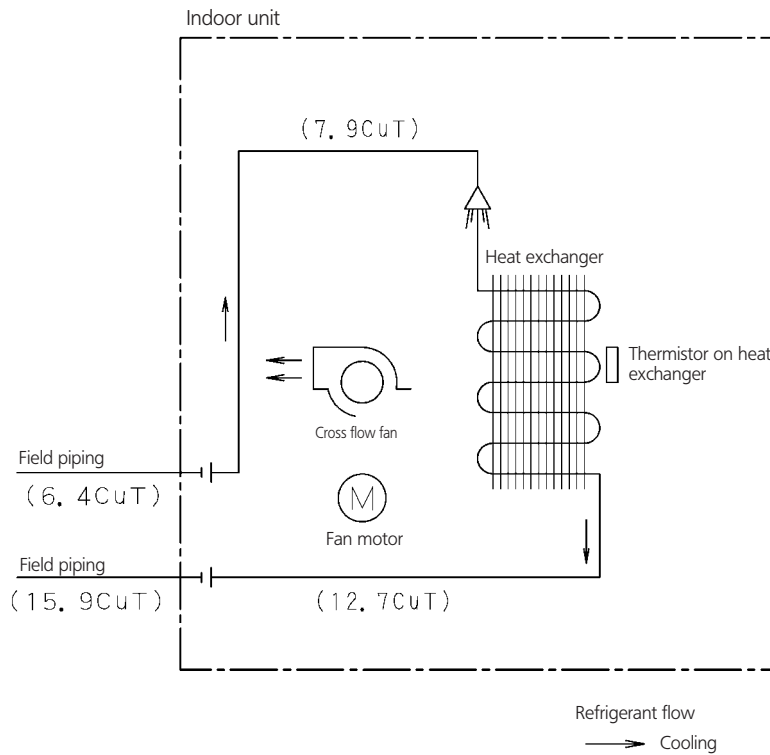
4 Piping diagram

FTKS50-60F



4D054932A

FTKS71F

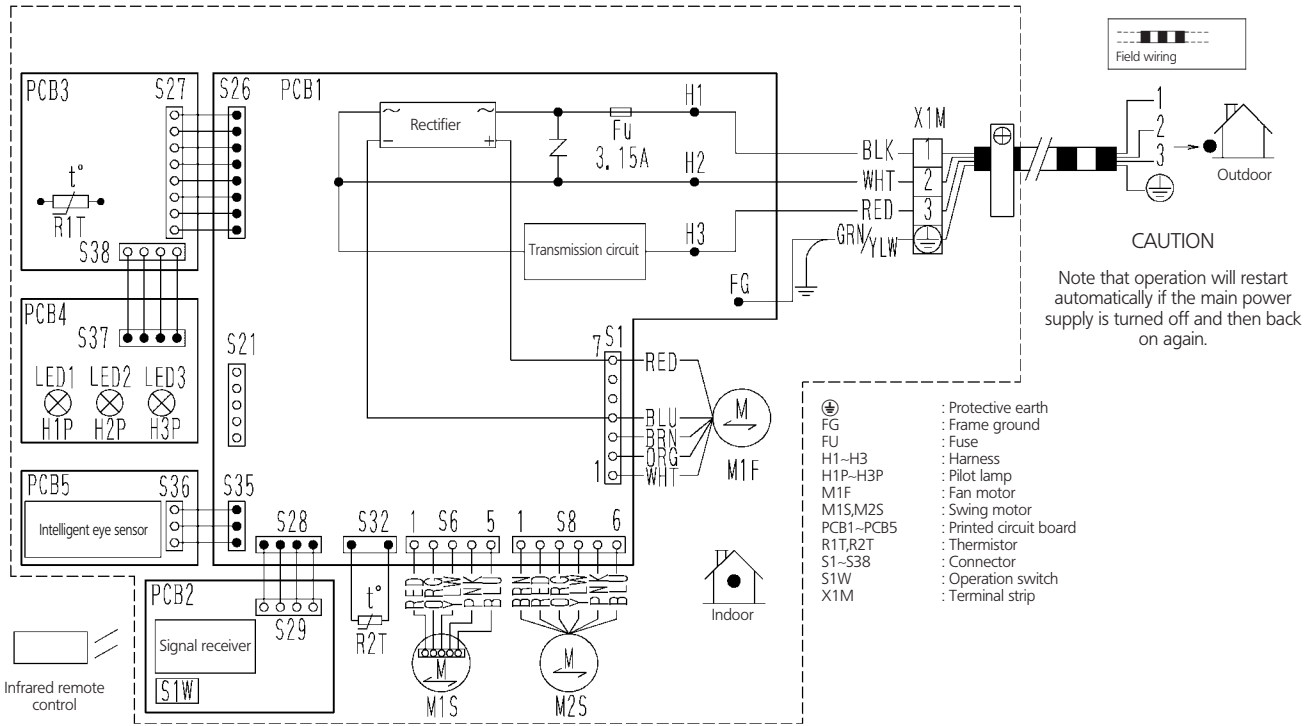


4D050919D

5 Wiring diagram

5 - 1 Wiring diagram

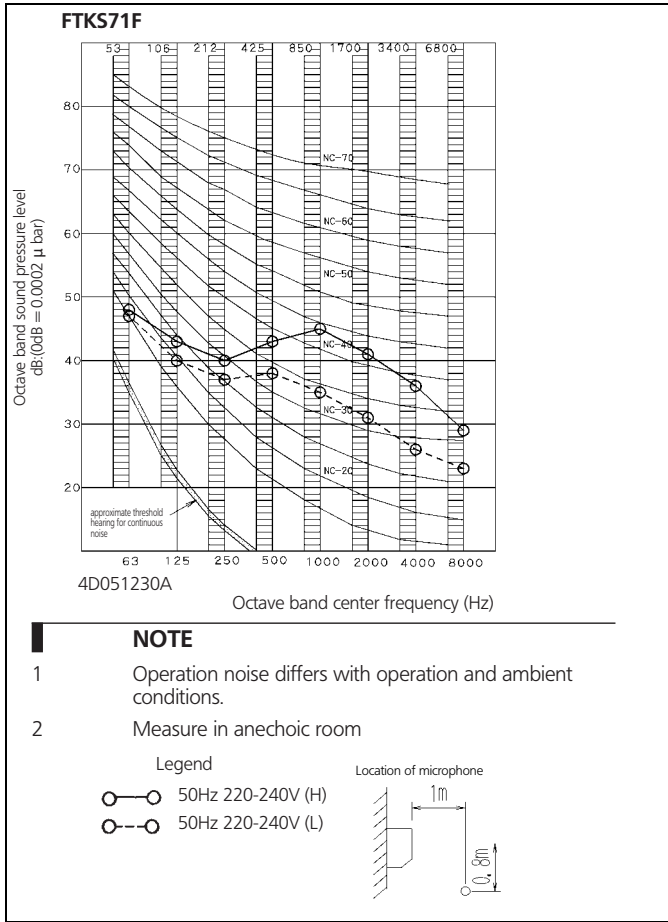
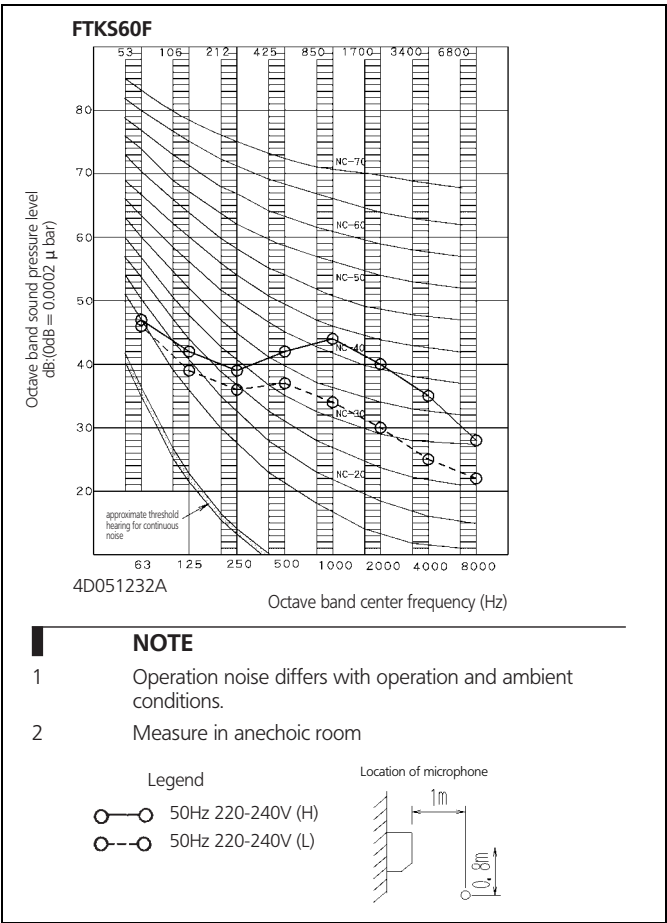
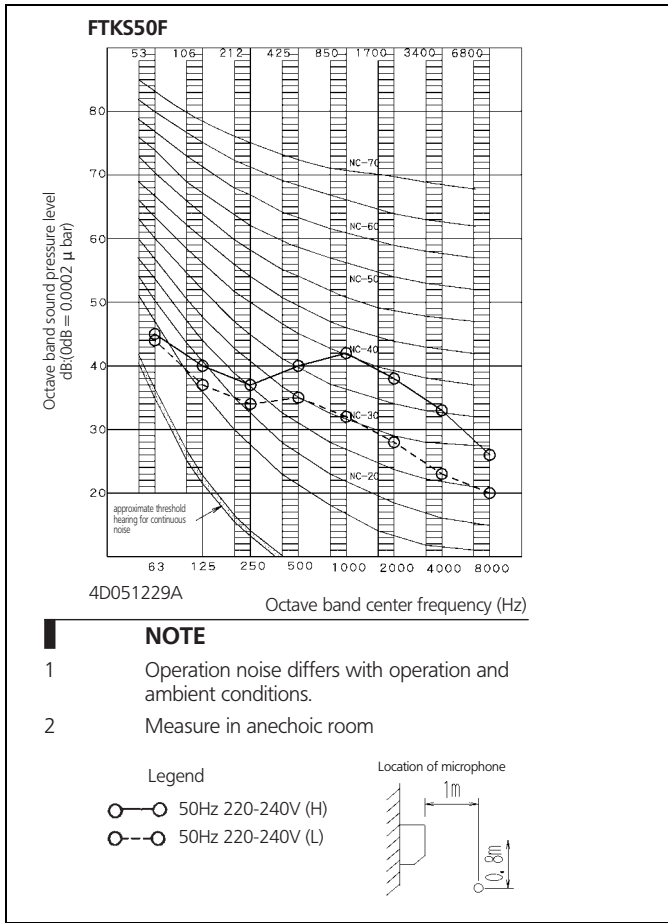
FTKS50-71F



3D038530N

6 Sound data

6 - 1 Sound pressure spectrum



Split - Sky Air

The present publication is drawn up by way of information only and does not constitute an offer binding upon Daikin Europe N.V.. Daikin Europe N.V. has compiled the content of this publication to the best of its knowledge. No express or implied warranty is given for the completeness, accuracy, reliability or fitness for particular purpose of its content and the products and services presented therein. Specifications are subject to change without prior notice. Daikin Europe N.V. explicitly rejects any liability for any direct or indirect damage, in the broadest sense, arising from or related to the use and/or interpretation of this publication. All content is copyrighted by Daikin Europe N.V..



ISO14001 assures an effective environmental management system in order to help protect human health and the environment from the potential impact of our activities, products and services and to assist in maintaining and improving the quality of the environment.



Daikin units comply with the European regulations that guarantee the safety of the product.



Daikin Europe N.V. is approved by LRQA for its Quality Management System in accordance with the ISO9001 standard. ISO9001 pertains to quality assurance regarding design, development, manufacturing as well as to services related to the product.



Daikin Europe N.V. is participating in the EUROVENT Certification Programme. Products are as listed in the EUROVENT Directory of Certified Products.

DAIKIN EUROPE N.V.

Naamloze Vennootschap
Zandvoordestraat 300
B-8400 Ostend, Belgium
www.daikin.eu
BTW: BE 0412 120 336
RPR Oostende

