



# FTKS-D RKS-D/E

Wall mounted unit




FTKS20,25,35DW



RKS20,25,35D

- Flat front panel: stylish appearance and more easy to clean
- Lightweight and compact
- Consumes up to 30% less energy than non-inverter units
- ECONO mode decreases the power consumption so that other appliances that need large power consumption can be used. This function is also energy saving.
- Achieves set temperature more quickly
- Home leave operation saves energy during absence
- Movement sensor automatically saves power consumption in unoccupied rooms
- Dual air discharge flow for better air distribution
- COMFORT mode reassures draught free operation

- Titanium apatite photocatalytic air purification filter: this filter absorbs microscopic particles, decomposes odours and even deactivates bacteria and viruses
- Powerful mode can be selected for rapid cooling
- Indoor unit silent operation
- Outdoor unit silent operation
- Night quiet mode (only in multi application + cooling mode)



## COOLING ONLY

## INVERTER

new ↗

INDOOR UNIT (air cooled)			FTKS20DW/L	FTKS25DW/L	FTKS35DW/L	FTKS50DW/L
Cooling capacity	min ~ nom ~ max	kW	13 ~ 2.0 ~ 2.6	13 ~ 2.5 ~ 3.0	14 ~ 3.4 ~ 3.8	2.0 ~ 5.0 ~ 5.2
Nominal input	min ~ nom ~ max	kW	0.30 ~ 0.49 ~ 0.83	0.30 ~ 0.685 ~ 0.96	0.30 ~ 1.045 ~ 1.27	0.50 ~ 1.65 ~ 1.82
EER			4.08	3.65	3.25	3.03
Energy label			A	A	A	B
Annual energy consumption		kWh	245	343	523	825
Dimensions	HxWxD	mm		283x800x195		283x800x195
Weight		kg	9	9	9	9
Air flow rate	H/L/SL	m <sup>3</sup> /min	8.7/4.7/3.9	8.7/4.7/3.9	8.9/4.9/4.0	11.4/7.1/6.2
Sound pressure level	H/L/SL	dB(A)	38/25/22	38/25/22	39/26/23	46/35/32
Sound power level	H	dB(A)	56	56	57	62
Refrigerant type			R-410A			R-410A
Power supply		VM/V1	1 ~, 220-240/220-230V, 50/60Hz			1 ~, 220-240, 50Hz
Infrared remote control			ARC433A43			ARC433B43

Notes:

- 1) Energy label: scale from A (most efficient) to G (less efficient).
- 2) Annual energy consumption: based on average use of 500 running hours per year full load (= nominal capacity).

OUTDOOR UNIT			RKS20D	RKS25D	RKS35D	RKS50E
Dimensions	HxWxD	mm		550x765x285		735x825x300
Weight		kg		30		47
Sound pressure level	H/L	dB(A)	46/43	46/43	47/44	47/44
Sound power level	H	dB(A)	61	61	62	61
Operation range		°CDB		-10 ~ 46		(-15*) -10 ~ 46
Refrigerant type			R-410A			R-410A
Power supply		VM/V1	1 ~, 220-240/220-230V,			1 ~, 220-240, 50Hz
Piping connections	liquid/gas	mm	ø6.4/ø9.5			ø6.4/ø12.7
Max. piping length/Max. level difference		m	20/15			30/20

\* Possibility to extend the operation range down to -15°C by turning ON the switch on the outdoor unit PCB. In this case, the unit will stop operation at -20°C or lower and will recover when temperature rises again.

# FTXS-D RXS-D/E

Wall mounted unit




FTXS20,25,35DL



RXS20,25,35D

- Flat front panel: stylish appearance and more easy to clean
- Lightweight and compact
- Consumes up to 30% less energy than non-inverter units
- ECONO mode decreases the power consumption so that other appliances that need large power consumption can be used. This function is also energy saving.
- Achieves set temperature more quickly
- Home leave operation saves energy during absence
- Movement sensor automatically saves power consumption in unoccupied rooms

- Dual air discharge flow for better air distribution
- COMFORT mode reassures draught free operation
- Titanium apatite photocatalytic air purification filter: this filter absorbs microscopic particles, decomposes odours and even deactivates bacteria and viruses
- Powerful mode can be selected for rapid cooling and/or heating
- Indoor unit silent operation
- Outdoor unit silent operation
- Night quiet mode (only in multi application + cooling mode)



## HEAT PUMP

## INVERTER

new →

INDOOR UNIT (air cooled)				FTXS20DW/L	FTXS25DW/L	FTXS35DW/L	FTXS50DW/L
Cooling capacity	min ~ nom ~ max		kW	13 ~ 20 ~ 2.6	13 ~ 25 ~ 3.0	14 ~ 34 ~ 3.8	20 ~ 50 ~ 5.2
Heating capacity	min ~ nom ~ max		kW	13 ~ 2.7 ~ 4.1	13 ~ 3.4 ~ 4.5	14 ~ 4.0 ~ 5.0	20 ~ 5.8 ~ 6.0
Nominal input	cooling	min ~ nom ~ max	kW	0.30 ~ 0.49 ~ 0.83	0.30 ~ 0.685 ~ 0.96	0.30 ~ 1.045 ~ 1.27	0.50 ~ 1.65 ~ 1.82
	heating	min ~ nom ~ max	kW	0.29 ~ 0.66 ~ 1.30	0.29 ~ 0.92 ~ 1.43	0.31 ~ 1.155 ~ 1.56	0.52 ~ 2.06 ~ 2.19
EER				4.08	3.65	3.25	3.03
COP				4.09	3.70	3.46	2.82
Energy label	cooling			A	A	A	B
	heating			A	A	B	D
Annual energy consumption	cooling		kWh	245	343	523	825
Dimensions	HxWxD		mm	283x800x195			283x800x195
Weight			kg	9	9	9	9
Air flow rate	cooling	H/L/SL	m <sup>3</sup> /min	8.7/4.7/3.9	8.7/4.7/3.9	8.9/4.8/4.0	11.4/7/6.2
	heating	H/L/SL	m <sup>3</sup> /min	9.4/5.8/5.0	9.4/5.8/5.0	9.7/6.0/5.2	11.4/7.4/6.3
Sound pressure level	cooling	H/L/SL	dB(A)	38/25/22	38/25/22	39/26/23	46/35/32
	heating	H/L/SL	dB(A)	38/28/25	38/28/25	39/29/26	46/34/31
Sound power level	cooling	H	dB(A)	56	56	57	62
Refrigerant type				R-410A			R-410A
Power supply		VM/V1		1 ~, 220-240/220-230V, 50/60Hz			1 ~, 220-240, 50Hz
Infrared remote control				ARC433A50			ARC433B50

Notes:

- 1) Energy label: scale from A (most efficient) to G (less efficient).
- 2) Annual energy consumption: based on average use of 500 running hours per year full load (= nominal capacity).

OUTDOOR UNIT				RXS20D	RXS25D	RXS35D	RXS50E
Dimensions	HxWxD		mm	550x765x285			735x825x300
Weight			kg	30			48
Sound pressure level	cooling	H/L	dB(A)	46/43	46/43	47/44	47/44
	heating	H/L	dB(A)	47/44	47/44	48/45	48/45
Sound power level	cooling	H	dB(A)	61	61	62	61
Operation range	cooling	°CDB		-10 ~ 46			-10 ~ 46
	heating	°CWB		-15 ~ 20			-15 ~ 18
Refrigerant type				R-410A			R-410A
Power supply		VM/V1		1 ~, 220-240/220-230V, 50/60Hz			1 ~, 220-240, 50Hz
Piping connections	liquid/gas		mm	ø6.4/ø9.5			ø6.4/ø12.7
Max. piping length/Max. level difference			m	20/15			30/20



# FTKS-C/RKS-D

Wall mounted unit




FTKS20,25,35C



RKS20,25,35D

- Flat front panel: stylish appearance and more easy to clean
- Lightweight and compact
- Consumes up to 30% less energy than non-inverter units
- Achieves set temperature more quickly
- Home leave operation saves energy during absence
- Movement sensor automatically saves power consumption in unoccupied rooms

- Dual air discharge flow for better air distribution
- Air purification filter with photocatalytic deodorising function
- Powerful mode can be selected for rapid cooling
- Indoor unit silent operation
- Night quiet mode (only in multi application + cooling mode)



## COOLING ONLY

## INVERTER

INDOOR UNIT (air cooled)			FTKS20C	FTKS25C	FTKS35C
Cooling capacity	min ~ nom ~ max	kW	13 ~ 2.0 ~ 2.6	13 ~ 2.5 ~ 3.0	14 ~ 3.4 ~ 3.8
Nominal input	min ~ nom ~ max	kW	0.30 ~ 0.50 ~ 0.98	0.30 ~ 0.695 ~ 0.98	0.30 ~ 1.06 ~ 1.30
EER			4.00	3.60	3.21
Energy label			A	A	A
Annual energy consumption		kWh	250	348	530
Dimensions	HxWxD	mm	273x784x195		
Weight		kg	75		
Air flow rate	H	m <sup>3</sup> /min	7.7	7.7	7.7
Sound pressure level	H/L/SL	dB(A)	38/25/22	38/25/22	39/26/23
Sound power level	H	dB(A)	56	56	57
Refrigerant type			R-410A		
Power supply		VM	1 ~, 220 ~ 240/220 ~ 230V, 50/60Hz		
Infrared remote control			ARC433A2		

- Notes:
- 1) Energy label: scale from A (most efficient) to G (less efficient).
  - 2) Annual energy consumption: based on average use of 500 running hours per year full load (= nominal capacity).

OUTDOOR UNIT			RKS20D	RKS25D	RKS35D
Dimensions	HxWxD	mm		550x765x285	
Weight		kg	30		
Sound pressure level	H/L	dB(A)	46/43	46/43	47/44
Sound power level	H	dB(A)	61	61	62
Operation range	from ~ to	°CDB	-10 ~ 46		
Refrigerant type			R-410A		
Power supply		VM	1 ~, 220-240/220-230V, 50/60Hz		
Piping connections	liquid/gas	mm	ø6.4/ø9.5		
Max. piping length/Max. level difference		m	20/15		

# FTXS-C/RXS-D

Wall mounted unit




FTXS20,25,35C



RXS20,25,35D

- Flat front panel: stylish appearance and more easy to clean
- Lightweight and compact
- Consumes up to 30% less energy than non-inverter units
- Achieves set temperature more quickly
- Home leave operation saves energy during absence
- Movement sensor automatically saves power consumption in unoccupied rooms

- Dual air discharge flow for better air distribution
- Air purification filter with photocatalytic deodorising function
- Powerful mode can be selected for rapid cooling and/or heating
- Indoor unit silent operation
- Night quiet mode (only in multi application + cooling mode)



## HEAT PUMP

## INVERTER

INDOOR UNIT (air cooled)				FTXS20C	FTXS25C	FTXS35C
Cooling capacity		min ~ nom ~ max	kW	13 ~ 2.0 ~ 2.6	13 ~ 2.5 ~ 3.0	14 ~ 3.4 ~ 3.8
Heating capacity		min ~ nom ~ max	kW	13 ~ 2.7 ~ 4.5	13 ~ 3.4 ~ 4.5	14 ~ 4.0 ~ 5.0
Nominal input	cooling	min ~ nom ~ max	kW	0.30 ~ 0.50 ~ 0.98	0.30 ~ 0.695 ~ 0.98	0.30 ~ 1.06 ~ 1.30
	heating	min ~ nom ~ max	kW	0.29 ~ 0.675 ~ 1.48	0.29 ~ 0.935 ~ 1.46	0.31 ~ 1.17 ~ 1.59
EER				4.00	3.60	3.21
COP				4.00	3.64	3.42
Energy label	cooling			A	A	A
	heating			A	A	B
Annual energy consumption	cooling		kWh	250	348	530
Dimensions		HxWxD	mm	273x784x195		
Weight			kg	75		
Air flow rate	cooling	H	m <sup>3</sup> /min	7.7	7.7	7.7
	heating	H	m <sup>3</sup> /min	7.8	7.8	8.1
Sound pressure level	cooling	H/L/SL	dB(A)	38/25/22	38/25/22	39/26/23
	heating	H/L/SL	dB(A)	38/28/25	38/28/25	39/29/26
Sound power level	cooling	H	dB(A)	56	56	57
Refrigerant type				R-410A		
Power supply			VM	1 ~, 220 ~ 240/220 ~ 230V, 50/60Hz		
Infrared remote control				ARC433A1		

Notes:

- 1) Energy label: scale from A (most efficient) to G (less efficient).
- 2) Annual energy consumption: based on average use of 500 running hours per year full load (= nominal capacity).

OUTDOOR UNIT				RXS20D	RXS25D	RXS35D
Dimensions		HxWxD	mm		550x765x285	
Weight			kg	30		
Sound pressure level	cooling	H/L	dB(A)	46/43	46/43	47/44
	heating	H/L	dB(A)	47/44	47/44	48/45
Sound power level	cooling	H	dB(A)	61	61	62
Operation range	cooling	from ~ to	°CDB	-10 ~ 46		
	heating	from ~ to	°CWB	-15 ~ 20		
Refrigerant type				R-410A		
Power supply			VM	1 ~, 220-240/220-230V, 50/60Hz		
Piping connections		liquid/gas	mm	ø6.4/ø9.5		
Max. piping length/Max. level difference			m	20/15		



# FTKS-C/RKH-C

Wall mounted unit




FTKS20,25,35C



RKH20,25,35C

- Flat front panel: stylish appearance and more easy to clean
- Lightweight and compact
- Consumes up to 30% less energy than non-inverter units
- Achieves set temperature more quickly
- Home leave operation saves energy during absence
- Movement sensor automatically saves power consumption in unoccupied rooms

- Dual air discharge flow for better air distribution
- Air purification filter with photocatalytic deodorising function
- Powerful mode can be selected for rapid cooling
- Indoor unit silent operation
- Night quiet mode (only in multi application + cooling mode)



## COOLING ONLY

INDOOR UNIT (air cooled)			INVERTER		
			FTKS20C	FTKS25C	FTKS35C
Cooling capacity	min ~ nom ~ max	kW	13 ~ 2.0 ~ 2.6	13 ~ 2.25 ~ 3.0	1.4 ~ 3.15 ~ 3.8
Nominal input	min ~ nom ~ max	kW	0.43 ~ 0.62 ~ 0.945	0.43 ~ 0.70 ~ 1.20	0.46 ~ 1.045 ~ 1.425
EER			3.23	3.21	3.01
Energy label			A	A	B
Annual energy consumption		kWh	310	350	523
Dimensions	HxWxD	mm	273x784x195		
Weight		kg	75		
Air flow rate	H	m <sup>3</sup> /min	7.7	7.7	7.7
Sound pressure level	H/L/SL	dB(A)	38/25/22	38/25/22	39/26/23
Sound power level	H	dB(A)	56	56	57
Refrigerant type			R-410A		
Power supply		VM	1 ~, 220 ~ 240/220 ~ 230V, 50/60Hz		
Infrared remote control			ARC433A2		

- Notes:
- 1) Energy label: scale from A (most efficient) to G (less efficient).
  - 2) Annual energy consumption: based on average use of 500 running hours per year full load (= nominal capacity).

OUTDOOR UNIT			RKH20C	RKH25C	RKH35C
Dimensions	HxWxD	mm		560x695x265	
Weight		kg	31		
Sound pressure level	H	dB(A)	46	46	48
Sound power level	H	dB(A)	61	61	63
Operation range	from ~ to	°CDB	+10 ~ 46		
Refrigerant type			R-410A		
Power supply		VM	1 ~, 220 ~ 240/220 ~ 230V, 50/60Hz		
Piping connections	liquid/gas	mm	ø6.4/ø9.5		
Max. piping length/Max. level difference		m	15/15		



# FTXS-C/RXH-C

Wall mounted unit



FTXS20,25,35C



RXH20,25,35C

- Flat front panel: stylish appearance and more easy to clean
- Lightweight and compact
- Consumes up to 30% less energy than non-inverter units
- Achieves set temperature more quickly
- Home leave operation saves energy during absence
- Movement sensor automatically saves power consumption in unoccupied rooms

- Dual air discharge flow for better air distribution
- Air purification filter with photocatalytic deodorising function
- Powerful mode can be selected for rapid cooling and/or heating
- Indoor unit silent operation
- Night quiet mode (only in multi application + cooling mode)



## HEAT PUMP

## INVERTER

INDOOR UNIT (air cooled)				FTXS20C	FTXS25C	FTXS35C
Cooling capacity		min ~ nom ~ max	kW	13 ~ 20 ~ 2.6	13 ~ 22.5 ~ 3.0	14 ~ 31.5 ~ 3.8
Heating capacity		min ~ nom ~ max	kW	13 ~ 2.6 ~ 4.0	13 ~ 2.85 ~ 4.5	14 ~ 3.6 ~ 5.0
Nominal input	cooling	min ~ nom ~ max	kW	0.43 ~ 0.62 ~ 0.945	0.43 ~ 0.70 ~ 1.20	0.46 ~ 1.045 ~ 1.425
	heating	min ~ nom ~ max	kW	0.35 ~ 0.76 ~ 1.31	0.35 ~ 0.835 ~ 1.61	0.405 ~ 1.055 ~ 1.90
EER				3.23	3.21	3.01
COP				3.42	3.41	3.41
Energy label	cooling			A	A	B
	heating			B	B	B
Annual energy consumption	cooling		kWh	310	350	523
Dimensions		HxWxD	mm	273x784x195		
Weight			kg	75		
Air flow rate	cooling	H	m <sup>3</sup> /min	77	77	77
	heating	H	m <sup>3</sup> /min	78	78	81
Sound pressure level	cooling	H/L/SL	dB(A)	38/25/22	38/25/22	39/26/23
	heating	H/L/SL	dB(A)	38/28/25	38/28/25	39/29/26
Sound power level	cooling	H	dB(A)	56	56	57
Refrigerant type				R-410A		
Power supply			VM	1 ~, 220 ~ 240/220 ~ 230V, 50/60Hz		
Infrared remote control				ARC433A1		

Notes:

- 1) Energy label: scale from A (most efficient) to G (less efficient).
- 2) Annual energy consumption: based on average use of 500 running hours per year full load (= nominal capacity).

OUTDOOR UNIT				RXH20C	RXH25C	RXH35C
Dimensions		HxWxD	mm		560x695x265	
Weight			kg	31		
Sound pressure level	cooling	H	dB(A)	46	46	48
	heating	H	dB(A)	47	47	48
Sound power level	cooling	H	dB(A)	61	61	63
Operation range	cooling	from ~ to	°CWB	+10 ~ 46		
	heating	from ~ to	°CWB	-10 ~ 20		
Refrigerant type				R-410A		
Power supply			VM	1 ~, 220-240/-220-230V, 50/60Hz		
Piping connections		liquid/gas	mm	ø6.4/ø9.5		
Max. piping length/Max. level difference			m	15/15		



# FTKS-E/RKS-E

Wall mounted unit

new ➡




FTKS50E



RKS50E

- Flat front panel: stylish appearance and more easy to clean
- Lightweight and compact
- Consumes up to 30% less energy than non-inverter units
- Achieves set temperature more quickly
- Home leave operation saves energy during absence
- Movement sensor automatically saves power consumption in unoccupied rooms

- Dual air discharge flow for better air distribution
- 3D-air flow
- Titanium apatite photocatalytic air purification filter
- Powerful mode can be selected for rapid cooling
- Indoor unit silent operation
- Outdoor unit silent operation



## COOLING ONLY

## INVERTER

INDOOR UNIT (air cooled)			FTKS50E	FTKS60E	FTKS71E
Cooling capacity	min ~ nom ~ max	kW	2.0 ~ 5.0 ~ 6.0	2.0 ~ 6.0 ~ 6.7	4.0 ~ 7.0 ~ 8.3
Nominal input	min ~ nom ~ max	kW	0.50 ~ 1.55 ~ 2.08	0.50 ~ 1.99 ~ 2.40	1.08 ~ 2.48 ~ 3.58
EER			3.23	3.02	2.82
Energy label			A	B	C
Annual energy consumption		kWh	775	995	1240
Dimensions	HxWxD	mm		290x1050x238	
Weight		kg		12	
Air flow rate	H/L/SL	m <sup>3</sup> /min	14.7 ~ 10.3 ~ 9.5	16.2 ~ 11.4 ~ 10.2	17.4 ~ 11.6 ~ 10.6
Sound pressure level	H/L/SL	dB(A)	43/34/31	45/36/33	46/37/34
Sound power level	H	dB(A)	59	61	63
Refrigerant type				R-410A	
Power supply		V1		1 ~, 220 ~ 240V, 50Hz	
Infrared remote control				ARC433B21	

Notes:

- 1) Energy label: scale from A (most efficient) to G (less efficient).
- 2) Annual energy consumption: based on average use of 500 running hours per year full load (= nominal capacity).

OUTDOOR UNIT			RKS50E	RKS60E	RKS71E
Dimensions	HxWxD	mm		735x825x300	
Weight		kg		47	55
Sound pressure level	H/L	dB(A)	47/44	49/46	53/49
Sound power level	H	dB(A)	61	63	66
Operation range	from ~ to	°CDB		(-15°) -10 ~ 46	
Refrigerant type				R-410A	
Power supply		V1		1 ~, 220 ~ 240V, 50Hz	
Piping connections	liquid/gas	mm		ø6.4/ø12.7	ø6.4/ø15.9
Max. piping length/Max. level difference		m		30/20	

\* Possibility to extend the operation range down to -15°C by turning ON the switch on the outdoor unit PCB. In this case, the unit will stop operation at -20°C or lower and will recover when temperature rises again.