

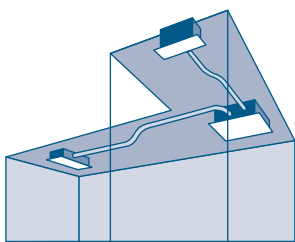
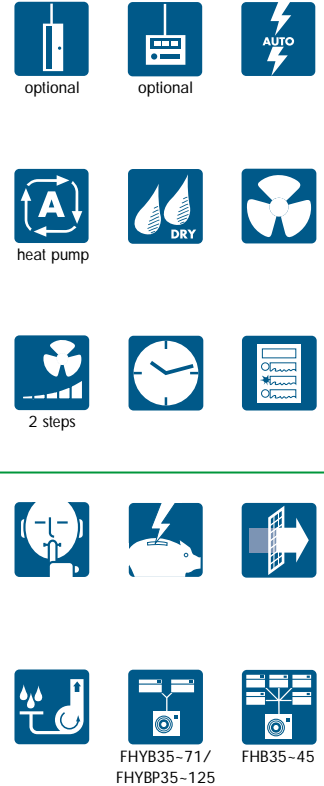


CEILING MOUNTED CORNER CASSETTE

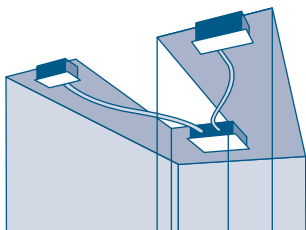
FHK-BZ/FHYKP-B

COOLING ONLY						
INDOOR UNIT			FHK35BZV1	FHK45BZV1	FHK60BZV1	FHYKP71BV1
Capacity	kW		3.75	5.18	6.50	7.1
Power input	kW		1.29	2.16/2.06	2.67	2.64/2.62/2.62
Dimensions	unit	mm	215x1,110x710		215x1,310x710	
(HxWxD)	decoration panel	mm	70x1,240x800		70x1,440x800	
Weight	unit	kg	30	31	33	
	decoration panel	kg	8.5		9.5	
Colour	decoration panel		white		white	
Air flow rate		m³/min	12/9	12/10	17/14	
Fan speed			2 steps		2 steps	
Sound pressure level	H/L	dB(A)	40/34	40/35	42/37	
Sound power level	H/L	dB(A)	50/44	50/45	52/47	
Piping connections	liquid (flare)	mm	Ø 6.4	Ø 6.4	Ø 6.4	Ø 9.5
	gas (flare)	mm	Ø 12.7	Ø 15.9	Ø 15.9	Ø 15.9
	drain (VP25)	ID mm	Ø 25	Ø 25	Ø 25	Ø 25
		OD mm	Ø 32	Ø 32	Ø 32	Ø 32
Heat insulation			both liquid and gas pipes		both liquid and gas pipes	
OUTDOOR UNIT: pair application			R35GZ7V11	R45GZ7V11/W11	R60GZ7W11	RP71B7V1/W1/T1
See page			23	23	23	23
OUTDOOR UNIT: multi model application			MA56/90GZ7W11	MA56/90GZ7W11	MA90GZ7W11	not possible
See page			27	27	27	
ACCESSORIES See page			28	28	28	28

HEAT PUMP						
INDOOR UNIT			FHYKP35BV1	FHYKP45BV1	FHYKP60BV1	FHYKP71BV1
Capacity	cooling	kW	For Twin/Triple/Double twin application only			7.1
	heating	kW				7.7
Power input	cooling	kW				2.64/2.62
	heating	kW				2.68/2.67
Dimensions	unit	mm	215x1,110x710		215x1,310x710	
	decoration panel	mm	70x1,240x800		70x1,440x800	
Weight	unit	kg	30	31	33	
	decoration panel	kg	8,5	8,5	9,5	
Colour	decoration panel		white		white	
Air flow rate	cooling	m³/min	12/9	12/10	17/14	
	heating	m³/min	12/9	12/10	17/14	
Fan speed			2 steps		2 steps	
Sound pressure level	cooling	dB(A)	40/34	40/35	42/37	
H/L	heating	dB(A)	40/34	40/35	42/37	
Sound power level	cooling	dB(A)	50/44	50/45	52/47	
H/L	heating	dB(A)	50/44	50/45	52/47	
Piping connections	liquid (flare)	mm	Ø 6.4	Ø 6.4	Ø 9.5	Ø 9.5
	gas (flare)	mm	Ø 12.7	Ø 12.7	Ø 15.9	Ø 15.9
	drain (VP25)	ID mm	Ø 25	Ø 25	Ø 25	Ø 25
		OD mm	Ø 32	Ø 32	Ø 32	Ø 32
Heat insulation			both liquid and gas pipes		both liquid and gas pipes	
OUTDOOR UNIT: pair application			TWIN/TRIPLE/DOUBLE TWIN APPLICATION ONLY			RYP71B7V1/W1
See page			26	26	26	24
ACCESSORIES See page			28	28	28	28



irregularly shaped room



The Daikin concealed ceiling unit is well suited to restaurants, open-plan offices, apartments, entrance halls and especially in irregularly shaped rooms. Since the position of the individual air discharge grilles can be altered, a uniform temperature can be achieved.

This unit blends unobtrusively with any interior décor and leaves maximum floor and wall space for furniture, decoration and fittings.

The air suction direction can be altered from rear to bottom suction.

The switch box can be reached from the side or from the bottom side of the unit for easy servicing.



wired remote control

Centralised control of several units is possible via 3 compact controls: a central remote control, a unified ON/OFF control and a schedule timer, all of which may be used independently or in combination.